

# ENCYCLOPEDIA *of* — *Spells*

Michael Johnstone

The book cover features a close-up of a woman's face with her eyes closed, set against a dark blue background with glowing white particles. To the left is a lit candle in a holder, and at the bottom center is a red rose. To the right is a clear, faceted crystal.

THE ULTIMATE  
ENCYCLOPEDIA  
*of* *Spells*



THE ULTIMATE  
ENCYCLOPEDIA  
*of*  
*Spells*

Michael Johnstone

Capella



This edition published in 2006 by Arcturus Publishing Limited  
26/27 Bickels Yard, 151–153 Bermondsey Street,  
London SE1 3HA

Copyright © 2003 Arcturus Publishing Limited

All rights reserved. No part of this publication may be reproduced, stored in a retrieval system, or transmitted, in any form or by any means, electronic, mechanical, photocopying, recording or otherwise, without written permission in accordance with the provisions of the Copyright Act 1956 (as amended). Any person or persons who do any unauthorised act in relation to this publication may be liable to criminal prosecution and civil claims for damages.

ISBN-13: 978-1-84193-140-1

ISBN-10: 1-84193-140-3

Printed in China

Designer: Kevin Ancient

Editor: Rebecca Panayiotou



# CONTENTS

## *Introduction*

### Witchcraft Past and Present 7

- Paganism 11
- The Coming of the Bad Times 13
  - The Dawn of a New Age 18
  - The Wiccan Way 20
- A Principled Group of People 25
  - Other Traditions 26
- Low Magic and High Magic 27
  - Some Curious Beliefs 28

### The Basics of Tools and Rituals 31

- Tools 33
- The Elements and Other Powers 39
  - Consecration 41
  - The Basic Ritual 42
  - When to Do Magic 46

### Magic in Many Guises 51

- Candle Magic 53
- Knot Magic 64

### The Spell's the Thing 67

### The Book of Shadows 73




## THE SPELLS

### Spells to find Love 79

- A Spell to Evoke a Romantic Response 81
  - A Spell to Win Affections 82
  - A Spell to Make Love Grow 83
  - A Spell to Revive Passion 84
- A Spell that has Worked for Many 85
  - A Simple Spell 86
- A Spell to Have Love Returned 87
- A Spell with No One Particular in Mind 88
  - A Spell for New Love 89
- A Spell with Small Beginnings 90
- A Spell to Find Out a Lover's Initials 92
- A Spell for Love Within the Month 93
  - A Spell for True Love 94
  - A Spell for the Lovelorn 96
- A Spell to Find Love for the First Time 98
  - A Spell for When Love is Shaky 99
- A Spell to Keep a Lover Faithful 100
- A Spell Based on a Nursery Rhyme 101
  - A Spell to Fill a Lonely Gap 102
  - A Spell for Bakers 103
- A Spell for Those Who Change Their Minds 104
- A Colourful Spell that Takes a Week to Cast 105
  - The Last Resort 108

### Spells for When Love is Dead 109

- A Spell to Say, 'It's Over!' 111
  - A Spell that is Bittersweet 112
- A Spell to Make Someone Accept the Inevitable 113
- A Spell for a Love that is Slowly Dying 114
  - A Spell to Mend a Broken Heart 116





## Spells to Settle Arguments 119

- A Spell to Restore Friendship 121
- A Spell to Help Feuding Families 122
- A Spell to Stop Family Arguments 123
- A Spell for Friends Who Have Fallen Out 124
- A Spell for Burying the Hatchet 125
- A Spell to Mend a Lovers' Quarrel 126


## Spells for Health 127

- A Spell to Restore Good Health 129
- A Spell for Healing 130
- A Healing Spell that Uses Knots 131
- A Spell with a Basket 132
- A Spell to Break Unhealthy Habits 133
- A Spell for Women of a Certain Age 134
- A Spell to Help Conquer Dependence 136
- A Kite Spell for Health 138

## Spells to Attract Money 139

- A Spell to Attract Cash 141
- A Spell to Make You Think About Money 142
- A Spell to Make a Money Bottle 144
- A Spell that Uses Seaweed 145
- A Spell to Cast on a Beach 146
- A Spell that Banishes Poverty 147
- A Spell that Reflects the Moon's Power 148
- A Coin Spell to Bring Wealth 149
- A Spell that Asks for Prosperity 150

## Spells for Job Seekers 151

- A Spell for Those with Interviews in the Offing 153
  - A Spell to Make that Dream Job Yours 154
  - A Spell that's Worth the Wait 156
  - A Spell to Get the Right Job for You 158
- 






- A Spell to Get a Career Moving 159
- A Spell to Cast on the New Moon 160
- A Spell to Make a Job Opportunity Come Knocking  
at Your Door 162

### A Miscellany of Spells 163

- A Spell to Counter Another's Magic 165
  - A Spell to Say Thank You 166
  - A Spell to Give Advice 167
- A Spell to Encourage Self-Esteem 168
  - A Spell to Ask for Courage 170
- A Spell for Those Seeking Forgiveness 171
  - A Spell to Bless a New House 172
- A Spell for Those Keen to Make a Move 174
  - A Spell for Nervous Travellers 176
  - A Spell for the Businessperson 177
    - A Spell to Inspire You 178
- A Spell that Has Inspired Many Others 179
  - A Spell to Promote Peace 180
    - A Spell for Smudgers 181
- A Spell to Return Unwanted Attention 182
  - A Spell to See a Rival on Their Way 183
    - A Spell to Say, 'No Thanks!'– I 184
    - A Spell to Say, 'No Thanks!'– II 185
  - A Spell to Stop Tongues Wagging 186
    - A Spell to Solve Problems 187
- A Spell to Recover Something that has Been Mislaid 188
  - A Spell to Cast When a Pet Dies 189
  - A Spell for Those Who Are Lonely 190
  - A Spell to Ask for Whatever You Want 192
    - A Spell to Ask for Luck 193
- A Spell to Cast When You Feel Threatened 194
  - A Spell to Ask for Kindness 196
  - A Spell that Asks the Leaves 197
    - A Spell for Cat Lovers 198
    - A Blessing 200



---

# Introduction

---







The Oxford English Dictionary defines magic as '(1) The art that, by use of spells, supposedly invokes supernatural powers to influence events. (2) Sorcery. (3) The practice of this art.' And it defines a spell as '(1) a verbal formula considered as having magical force. (2) Any influence that can control the mind or character.'

There is little with which those who weave magic spells today can argue about these definitions. The word sorcery, perhaps. To anyone who has seen Walt Disney's delightful *The Sorcerer's Apprentice*, the word probably conjures up an image of a desperate Mickey Mouse ignoring his forbidding and formidable master's instructions and getting into all sorts of trouble. What lingers in the mind is the unforgettable image of the sorcerer's shadow, cast on the wall of a spiral staircase, winding his way down to his workroom.

That apart, the only other word in the dictionary definition with which one can take issue is 'supernatural'. In the past, certainly, and maybe today in developing parts of the world, superstitious people continue to believe in the supernatural powers of their wise men.

Had the compilers dropped the 'super' from 'supernatural' and deleted the word, 'supposedly' they would have come up with the perfect definition of modern magic: 'The art that, by use of spells, invokes natural powers (the power of nature may be better) to influence events'.



*Old wizard with potion*



The same dictionary defines witch as 'a person, usually a woman, who practises or professes to practise magic or sorcery (there's that mental picture again) especially black magic, or is believed to have dealings with the devil.'

There is little to quibble with here. Delete the reference to black magic and accept the fact that in the past witches were believed to be in league with the devil and we have a perfectly acceptable definition of witch. We could also delete the reference to women, and that done we have a perfectly acceptable description of what a witch is – a person who practises or professes to practise magic.

The main purpose of this book is to explain what modern-day witchcraft is and to tell how anyone with a belief in the power of nature can draw on that power to weave spells that bring good into a life, be it the spell caster's or someone else's.

We will look briefly at the history of witchcraft, how it came to be regarded as a black art and how it was 'reborn' during the last century as the art of Wiccan.

Why the quotation marks around 'reborn'? Witchcraft never really died out. Because of the reputation it gained for devil worship and because of the scepticism in which it was held, it was driven underground. But as



*Three witches by cauldron*

the Industrial Revolution came and went and people turned to science to solve many of their problems, the practice of turning to nature to solve these problems went on all over the 'civilized' world. So it was not strictly reborn: 'resurfaced' would be a better word.

We will look briefly at witchcraft around the world.

We will explain as many aspects of modern-day witchcraft as is possible within the confines of these pages! And in laying down how to use magic, and how to cast many spells that have proved effective for many witches, we hope to banish much of the scepticism in which this ancient art continues to be held.

Of course there is a lot of hocus-pocus but at its heart, 21st-century witchcraft holds undoubted truths and powers that anyone who comes to believe in them can draw on and use for the good of all.

It should be pointed out that casting spells is an intensely personal thing. What worked wonderfully well for one magickmaker may not be quite so powerful in the hands of another. If a spell calls for a particular essential oil and experience shows that an alternative works better, then it is usually quite in order to substitute the one for the other.

Efficient spell casters keep a record in their Book of Shadows, or *grimoire*, of every spell they cast and when they cast it.

Another thing that should be pointed out is that it takes time for a spell to work, so don't expect immediate results – at least not most of the time.

One change that will happen quickly, though, is one that happens inside you. In putting yourself more in tune with nature, with the flow of the seasons, the cycles of the moon and all the other wonders that are there to be appreciated you will soon become a more relaxed and more complete person.

The benefit can go deeper. Many spell casters use vizualizing techniques to help them with their magic. But it is not just in their magic that the benefits are felt – these techniques can be used at any time, in any circumstance where it is necessary to clear the mind and focus it properly: a great asset in the modern, competitive workplace.

And in casting spells to create and spread (for want of a better word) 'goodness' – be it in matters of health, wealth or happiness – spell weavers can smile on themselves, which, as long as smugness or sanctimony are not allowed to creep in, is beneficial to the magic-maker's own health and happiness.

A caveat! Spells should never be cast for nefarious purposes – to bring bad luck to someone or to get revenge for an ill-thought action by another. Witches believe that what goes out comes back, not once, but three times! Be warned.








---

# Witchcraft Past and Present

---






The word 'magic' comes to us from 'magea', the Greek word which itself derives from 'magoi'. The Magoi were a caste of Persian priests who studied astrology and practised divination.

It was not just in Persia (modern-day Iran) that these arts were practised thousands of years ago. All over the world, in every primitive society, men and women looked to the stars for guidance and the spirit world for inspiration. These our ancestors worshipped their gods who, they believed, looked after the spirits of those who had died and gone to live in the spirit world. In most, if not all, of these societies there was one person, usually a man, who was regarded by the others as being able to communicate with ancestral spirits. Today, we call such a person 'the shaman'. There are many parts of the developing world in which the shaman continues to play a major role in small communities.

As part of his (or very occasionally her) role, the shaman performed rituals and made magic. Rituals help to demarcate the ordinary and the extraordinary, focusing attention on aspects of the cosmic process, which were believed to control every aspect of life. Magic was an integral part of these rituals and it is fair to say that some magical elements survive in the religions of today and that most of these religions have their roots in some aspect of shamanic practice. As an example of the former, some Roman Catholics believe that during the Mass, consecrated wine turns into the blood of Christ and bread into His body (although the majority have now come to see the bread and the wine as symbolic rather than actual). And to exemplify the latter, Sufis believe that in entering a state of ecstasy brought about by intense physical exercise, their holy men can communicate with their god.



*Celestial dancers, detail, Mount Abu India*



As 'civilization' dawned, first, according to archaeological evidence, in Mesopotamia and from there spread east into India and west into Egypt, religions developed in which magic played a central part, and both magic and religion depend on ritual to maintain cosmic order. The religions of Ancient Egypt, of Classical Greece and Ancient Rome, those of the Celtic world and the Scandinavian countries, all had magic in some form at their roots.

Magic has no one homeland, but Ancient Egypt can be said to be its cradle. There it was believed that the sun god Ra died in the western sky every night to spend the hours of darkness in the underworld and to be magically reborn every morning in the eastern sky. Many later magicians believe that nine-tenths of the world's magic comes from Egypt and the Old Testament depicts Egyptian magicians as so powerful that they could reproduce the magic that Moses used to convince the Pharaoh to allow his people to leave Egypt.

In Ancient Egypt, magic was known as 'hike', which was a spoken formula that had to be reproduced exactly as prescribed if it was to work, and an act or gesture that had to be performed at a particular time and place and under special conditions and position. The Egyptians believed that two things that had been connected could continue to react on each



*Queen offers vases to Goddess Hathor*

other even when separated and that like has the power to affect like. Thus, a burn could be cured by the recitation of the words used by Isis over her son Horus when he was once burned, and that one may cause one's enemies pain by mistreating a wax image of them. From these and similar conceptions arose the belief in protective amulets which assumed huge importance for both the living and the dead.

Egypt was an extremely stratified society, in which everyone knew their place, but there was no professional class of magicians – indeed, there was not even a general word for magician. Magic was the domain of priests and others who studied sacred books. But magic on a small, personal scale was within the reach of anyone who was willing to observe the conditions laid down, and judging from tomb paintings and papyri that have survived the many thousand years that have passed, magic played a very large part in everyday life. There are records of spells being cast to escape death, to drive out disease, to avert the evil eye, to cure snakebite, to drive out rats from a barn and to prevent the approach of a storm. There was even a spell to secure the various advantages summed up in the phrase, 'to be blessed every day'.

In the Graeco-Roman world, the gods were duly worshipped and tales of them looking down from where they lived and using their magic powers to help those whom they favoured and hinder those whom they frowned upon became part of common belief. And the same can be said of the Germanic and Scandinavian people.

All of these peoples honoured the same things – rivers, trees, plants, animals, the wind and the rain, the sun and the moon. But perhaps it was for pagan Celts that they played the most important part in religious ritual, although little is known about the Celts for they left no written records and archaeological records of them are scant. A number of votive sites have been found, suggesting that religious rites were performed at sites of natural significance – on the banks of important rivers, in clearings in woods and on the tops of hills and mountains.

## Paganism

It is the oral rather than the written tradition that makes many people believe that nature played a significant role in Celtic religious ritual and it is this oral tradition that suggests to many that modern witchcraft has Celtic roots. Away from the world of fairy tales and wicked witches, modern magic and its spells have their roots in Celtic times – 700 BC–AD 100. The deeply spiritual Celts were artistic, musical, fine farmers and brave warriors, feared by their adversaries. As pantheists, they honoured the 'Divine Creator of all Nature' and worshipped the 'One Creative Life Source' in all its many aspects. They believed that after they died they went to 'Summerland' where they rested and awaited new birth on Earth.

Celtic rites and rituals (the names of which will be familiar to those who





*Celtic design*

study witchcraft today) were supervised by the Druids (the word translates from the Celtic phrase for 'knowing the oak tree'). It is believed that it took twenty years of hard study to become a Druid. Druids were regarded not just as priests: they were judges, teachers, astrologers, healers, bards and ambassadors, passing from one warring tribe to another to settle disputes.

Nature and the passing seasons governed the Celts' religious year. At the end of summer, they celebrated Samhain – the final harvest of the year, which marked their New Year. This was the time when they honoured their ancestors, their loved ones who were resting in Summerland. Many of the customs that we now follow at Hallowe'en have come to us from the Celts' Samhain rites and rituals.

Samhain was followed by the Winter Solstice, the annual rebirth of the sun, which the Celts celebrated as jovially as we celebrate Christmas today, and in some respects in not dissimilar fashion!

The time when spring was just around the corner and when domestic animals were about to drop their young was called Imbolg, followed shortly afterwards by the Spring Equinox and Beltane – both of which were regarded as fertility festivals.

Lughnassa, the Summer Solstice and another harvest festival, celebrated the sun's glory and the power of nature. It was now that the sacred



*Animate Celtic circle*

mistletoe used by Celtic priests was harvested, cut down with a golden sickle from the oak trees on which it grew and caught in a white cloth so it would never fall to the ground.

The Autumn Equinox, or Mabon, was the final harvest festival of the year.

These religious beliefs and practices grew into what later became known as 'paganism'. The word derives from the Latin for 'country-dweller', and as the wheels of the year went round and round, paganism's beliefs and Druid rituals blended with the ways of others and such practices as concocting lotions and potions, performing works of magic and casting spells developed.



## The Coming of the Bad Times

Further south, Rome was fast becoming the dominant power in Europe and as its empire spread north into and beyond the Alps, the number of Druids dwindled as the conquering armies brought their own ways and beliefs which spread far and wide.

Around 2,000 years ago, in Palestine, the Christian religion was born. Like those who followed the Jewish faith, Christians believed in one god. The main difference between the two faiths being that while many Jews



*Mother Shipton 16th-century woodcut*





came to believe that Jesus Christ was a prophet, followers of Christ believed that he was the son of God and part of the 'Holy Trinity' a triad made up of God the Father, God the Son and God the Holy Ghost. Christians believed that the way to communicate with God was through Jesus Christ.

The Christian faith spread from Palestine, eastwards into Europe and in AD 317, the Emperor Constantine declared it to be the official religion of the Roman Empire. All over Europe old gods were banished and the new religion imposed in their place.

Of course, followers of the old ways persisted with their traditions, despite the fact that it was not uncommon for the priests, including the Druids, to whom people looked for spiritual leadership, to be persecuted and in some cases put to death. But old traditions die hard and they continued to be handed down from generation to generation.

Two hundred years later, Pope Gregory I (540-604) did a great deal to consolidate the power of the Catholic faith. Tens of thousands of people were baptized into it, forswearing their old ways and giving themselves to Rome. Gregory was cunning. He realized that people are unwilling to change their ways. He saw that they would continue to gather to honour the one god in places where they, and their fathers, and their fathers before them had gathered to worship the old gods and perform the rituals and ceremonies attendant with traditional worship. So wherever it was possible, he decreed that churches be built on the sites of existing pagan temples.

Pagans believed in an entity called 'The Great All' who was formed of 'The God' and 'The Goddess'. Sites dedicated to The Lord and The Lady were common, and when churches were built on these sites, they were often dedicated to The Virgin Mary and called 'The Church of Our Lady' – 'Our Lady' being another name for the Holy Virgin.

In simple ways like this, the old ways persisted.

In any organization, the larger it grows, the more difficult it becomes to control. So it was with the Catholic Church. Centralized in Rome but spreading north to Britain, west into present-day Spain and Portugal and east into Greece, it was hard for the Pope in the Vatican to stop variations in doctrine and ritual creeping in. To discourage this, inquisitors were employed to search out Christians whose beliefs and practices were not in line with official dogma. Anyone who did not follow the true path was branded heretic and if they did not immediately recant when the accusation had been made, were imprisoned and in some cases put to death.

### *An Infamous Bull*

In 1484, Pope Innocent VIII issued a papal bull concerning the practice of witchcraft. He was not the first to do so: several of his predecessors had

written on the subject and what should be done about it. Innocent's was different in that it was much more widely read than earlier ones. Thanks to the European invention of movable-type printing by Johannes Gutenberg around 1432 (it had been used in China many centuries earlier) it was easy for the Church to issue many copies of Innocent's bull. Without it, each copy would have had to be laboriously handwritten by monks.

All over Europe, priests read that clergy and laymen and women were not treating the threat posed by witchcraft seriously enough. Innocent insisted that it was the duty of every Roman Catholic (and that meant almost everyone, for the Church was so powerful) to help his inquisitors search out witches.

While it is true that there were men and women who were practising witchcraft as a black art – worshipping Satan and weaving malevolent spells – most of the people who came under the inquisitors' suspicious eyes were innocent men and women. They were people who believed that remedies that had been handed down from generation to generation worked. They were often country people who were more in tune with the forces of nature than their urban cousins. It is more than possible, in fact it is almost certain, that some of these folk remedies and the way that nature's powers were harnessed were survivals of Druid customs and rituals.

Innocent's bull encouraged two monks, Heinrich Kramer and Jakob Sprenger to publish the *Malleus Malleficarum*, or *Witch's Hammer*, which was essentially a witch-hunter's manual. It explained why witchcraft was such a terrible thing, why it was the duty of all good Catholics to stamp it out and how to tell if someone was practising the black arts.

In their rant against witchcraft, Kramer and Sprenger, who were inquisitors themselves, list the types of witch. They accused witches of having sexual relationships with the Devil and working with him to spread his dark ways.

The book detailed how a trial should proceed, beginning with a notice that was to be fixed to the walls of the parish church (or town hall). It was worded:

*Whereas we, the Vicar of . . . do endeavour with all our might and strive to preserve the Christian people entrusted to us in unity and happiness of the Catholic Faith and to keep them far removed from every plague of abominable heresy . . .*

*Therefore, we the aforesaid Judge to whose office it belongs, to the glory and honour of the worshipful name of Jesus Christ and for the exaltation of the Holy Orthodox Faith, and for the putting down of the abomination of heresy especially in all witches in general and in each one severally of whatever condition.*

The book went on to inform on how proceedings should be initiated against alleged witches; the manner in which they should be arrested; how witnesses should be questioned; the use of torture; and the sentence. Judges were warned not to touch an accused person with their bare hands and to wear a bag around their neck containing salt that had been consecrated on Palm Sunday. In the same bag there should be herbs, similarly blessed and enclosed in consecrated wax. Witches should be led backwards into the court and if the judge had to approach the suspect he must first cross himself and approach her 'manfully'. In this way, the two monks wrote, 'with God's help the power of that old Serpent will be broken.'

### *The Witch-Hunts*

The book led to thousands of men and women being accused of witchcraft all over Europe and, later, European colonies in the New World. Torture was often used to force a confession out of an innocent person. Some were deprived of sleep and became so disorientated that when they came to stand trial they were in no state to argue their innocence. Others were tortured in more physically painful ways. In some parts of Europe the 'strappado' was used. This hideous machine was a sort of pulley that raised an accused person off the floor and held him or her hanging by their arms, feet off the ground, the weight of the



*Satan Chained*



body dislocating the arms and causing terrible pain. In other places, the accused was subject to torture by instruments of compression – thumbscrews, leg screws and head clamps.

In Germany, suspect witches were made to sit on the ‘witches’ chair’ – a metal seat below which a fire was lit! In Scotland, confessions were forced out of suspects by an instrument called ‘the booties’ which ‘chrushte the legges and beaten them together as small as might be’ and ‘made the bones and flesh so bruised, that the blud and marrow sputed forth in great abundance.’

Almost inevitably the accused confessed and was sentenced to death. Some did not even get the ‘opportunity’ to stand trial and plead their innocence in whatever mental or physical state they may have been in. ‘Swimming the witch’ was widely practised in several parts of Europe. The suspect’s ankles were bound to the wrists and he or she was thrown into water. If they sank, they were innocent: if they floated then witchcraft was confirmed and sentence duly pronounced.

In Scotland, suspect witches were pricked for the ‘Devil’s mark’ – a spot where no pain was felt. If such a spot was found it marked the place where the Devil had consummated a pact with the accused.

The fact that most people accused of witchcraft were innocent did not deter those who searched them out. Witchcraft was thought to be the most heinous of all crimes because it represented those who were working against society in general and God in particular. Those who sought it out were acting on God’s behalf and on behalf of their monarch who ruled by divine authority.

Witch-hunting was more intense on mainland Europe than in the British Isles, especially in England where the Witchcraft Act was passed in 1563, giving the State rather than the Church the responsibility of seeking out and punishing men and women who practised the black art. There were probably less than 5,000 trials, less than half of which resulted in the accused being executed.

Two of those who came under the scrutiny of the court were Elizabeth Francis and Agnes Waterhouse. Elizabeth Francis was tried for bewitching a child and making her ill. She told her judges that her grandmother had introduced her to witchcraft when she was twelve. The cat, she told her accusers, had helped Elizabeth become rich and killed her lover when he refused to marry her. She confessed to allowing the Devil to kill three of her parish priest’s pigs, to drown a neighbour’s cow and to slaughter three of another neighbour’s geese. More seriously to modern eyes, she confessed to killing her husband: but it was for witchcraft as well as murder that she was hanged.

Agnes Waterhouse was lucky. She was accused of keeping a toad as her familiar – the supernatural spirit who takes the shape of an animal and assists a witch in her magic – and using it to bewitch a child who refused

her request for bread and cheese. Fortunately for Waterhouse, the court accepted that the charges against her were based on the spiteful fantasies of an untrustworthy child and the charges against her were dropped.

### *The Salem Witch Trials*

The 1563 Act and a subsequent one passed in 1600, after James VI of Scotland had acceded to the English throne as James I, were in force not just throughout the British Isles but in the colonies in North America. It was there that the spiteful accusations of not one but three children led to perhaps the most famous witchcraft trials of all time.

It seems that, to get themselves out of trouble, the daughter of the minister and his two nieces accused their Caribbean slave, Tabita, and two others, Sarah Good and Sarah Osborne, of making them possessed by the Devil. When brought before the court to give evidence, the girls fell into (probably) self-induced fits – evidence that the Devil was within them – and the three unfortunate women were found guilty.

In the hysteria that followed, innocent men and women in the town and surrounding area found themselves accused of being in league with the Devil and forced to face their accusers in court. The first trial had set the course for all subsequent ones. The accused were presumed guilty, unless the townspeople could be convinced otherwise. Fortunately many were able to convince the court that the charges against them were based on little more than ill-founded, spiteful gossip. But several were not so lucky and were executed for their supposed crimes. Execution was mostly by hanging, but one man was sentenced to death by being crushed by boulders!

### *The Dawn of a New Age*


With the gradual emergence of scientific thinking in the 18th century and the emergence of rational thinking in Europe, witchcraft became widely seen as little more than superstitious nonsense and eventually, witch-hunts came to an end. The last person to be convicted of witchcraft in England was Jane Wenham, in 1712. The hunts lasted longer on mainland Europe where an unfortunate Polish woman swung her way into history when she was hanged for witchcraft in 1782 – the last officially sanctioned execution for witchcraft on record.

Witchcraft ceased to be a crime – or at least, where it remained one in the statute books, the laws against it fell into disuse. But despite the fact that logical thought was dispelling the ancient art as superstitious nonsense, the old ways did persist. All over the world either on their own, or in groups, or covens, men and women carried on making magic as their ancestors had done since the dawn of human civilization.

Among them was a woman called Margaret Murray, an anthropologist

by profession and an Egyptologist by passion. Her book, *The Witch-Cult in Western Europe*, published in 1921, stated that the victims of the witch-hunts were practising an ancient religion: paganism. She believed that a supreme deity had been worshipped and that he had taken the place in pagan ritual of what Murray called 'The Mother Goddess'.

Murray, who claimed that Joan of Arc had been a member of this pre-Christian religion, was dismissed as a crank. But her book was read by many, including plantation-owner Gerald Gardner who became interested in magic when he was working in Malaya. He retired to London in 1936 and moved to the New Forest in Hampshire in 1938 where he joined the Rosicrucians, a secret society formed in the 15th century to study the occult. In 1939 he claimed that a witch whom he called 'Old Dorothy' initiated him into a local coven.



## The Wiccan Way

In 1954, Gerald Gardner published *Witchcraft Today* in which he advocated the use of old, long-established rituals and introduced many of his own devising. Gardner venerated The Goddess and women in general. He believed in the power of nature and that men and women could tune into it to alter the course of things. Gardner's work has, according to several anthropologists, three direct links to ancient paganism – the use of high magic, the use of plants and herbs in spells, and the involvement of folk rites and customs to manipulate the powers of nature.

Gardner's work led to a revival in interest of the traditions of witchcraft, not just in Britain, and he is credited by many as being the founder of what has become an officially recognized new religion – Wicca. Wicca honours The God and The Goddess (their names vary from group to group) as the two main deities and followers worship them in their rites and rituals.

Wicca spread and as it did, different groups developed their own rites and rituals. In England, Celtic practices and Gardnerian belief are blended together in the form of what has come to be known as British Traditional Witchcraft. In the United States, where Gardner's work was introduced and developed by Raymond Buckland, Wicca has now become an officially recognized religion.


Wicca has followers all over the world, wherever people feel a need to turn from traditional religions and return to a more Earth-based one. They practise various forms of white magic and perform rituals to attune themselves with the natural rhythm of life forces, particularly those marked by the phases of the moon and the four seasons.

Wiccans belong to a wider movement – neo-paganism, which as the name suggests has its roots in Celtic paganism. But not all neo-pagans are Wiccans: the term also refers to Druidism, New Age, shamanism, Ceremonial Magick, the occult sciences, voodoo and the revival of any pre-Christian mystery tradition.

### *The Wiccan Rede*

Wiccans live by the Wiccan Rede, a simple benevolent moral code that holds that as long as no one is harmed, 'do what thy wilt'. One popular version of the Rede, taught to her pupils by Dorothy Morrison, a leading American Wiccan and High Priestess of the Georgian Tradition, goes as follows:





*Bide the Wiccan Law you must,  
In perfect love and perfect trust.*

(Keep the laws of Wicca lovingly and with perfect trust.)

*Live and let live:  
Fairly take and fairly give.*

(Treat both nature and people as you would like to be treated.)

*Cast the circle thrice about,  
To keep the evil spirits out.*

(When making magic, Wiccans usually cast a circle around themselves. They do this three times because the number three stands for the three phases of The Lord and The Lady.)

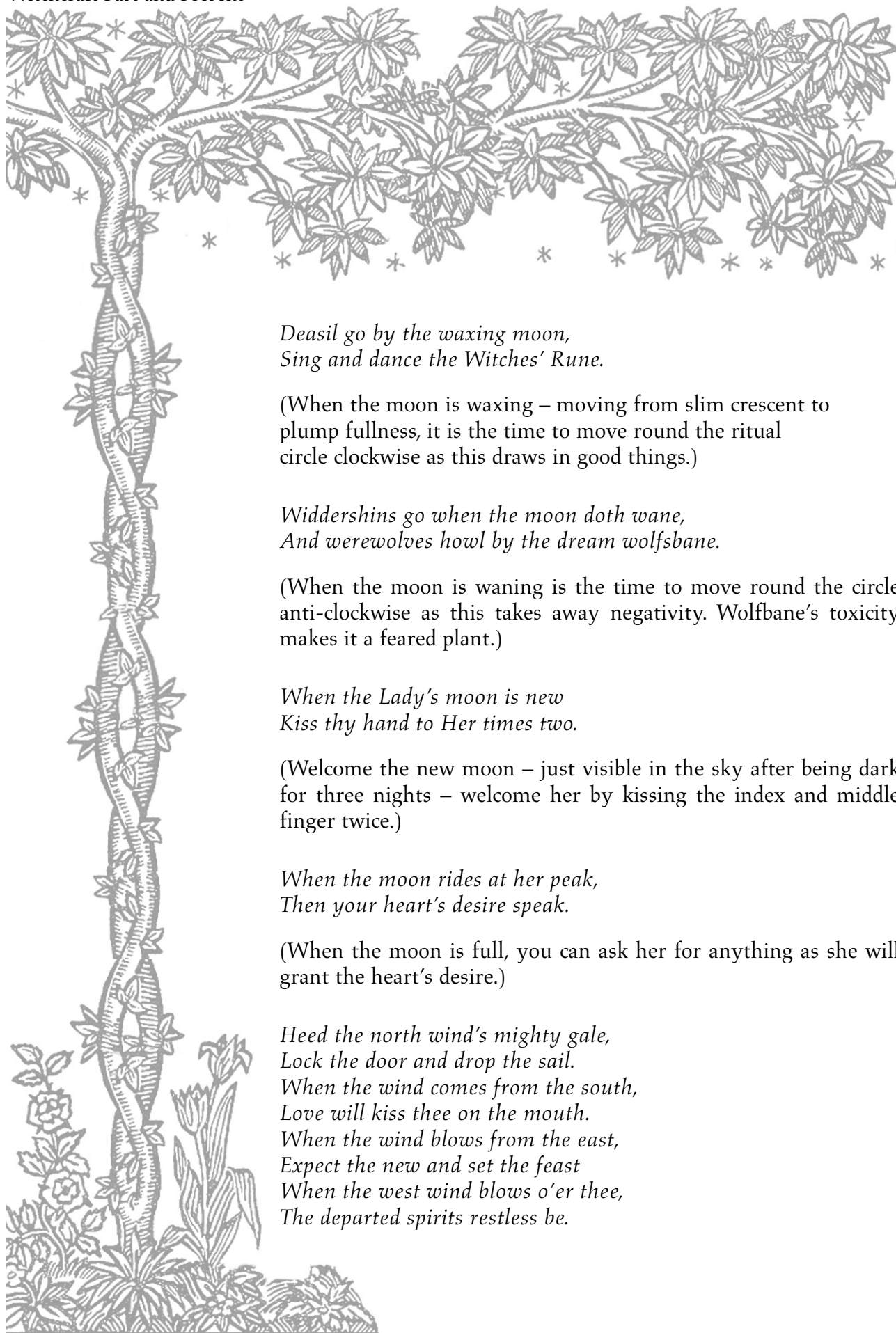
*To bind the spell every time,  
Let the spell be spake in rhyme.*

(By speaking their spells in rhyme, witches believe it gives the conscious mind something to think about, while the unconscious mind taps into the energy of nature and the magic is done.)

*Soft of eye and light of touch  
Speak little and listen much.*

(Wise magic makers are gentle. They listen and learn.)





*Deasil go by the waxing moon,  
Sing and dance the Witches' Rune.*

(When the moon is waxing – moving from slim crescent to plump fullness, it is the time to move round the ritual circle clockwise as this draws in good things.)

*Widdershins go when the moon doth wane,  
And werewolves howl by the dream wolfsbane.*

(When the moon is waning is the time to move round the circle anti-clockwise as this takes away negativity. Wolfsbane's toxicity makes it a feared plant.)

*When the Lady's moon is new  
Kiss thy hand to Her times two.*

(Welcome the new moon – just visible in the sky after being dark for three nights – welcome her by kissing the index and middle finger twice.)

*When the moon rides at her peak,  
Then your heart's desire speak.*

(When the moon is full, you can ask her for anything as she will grant the heart's desire.)

*Heed the north wind's mighty gale,  
Lock the door and drop the sail.  
When the wind comes from the south,  
Love will kiss thee on the mouth.  
When the wind blows from the east,  
Expect the new and set the feast  
When the west wind blows o'er thee,  
The departed spirits restless be.*



(These lines refer to the elements with the four directions.)

*Nine woods in the cauldron go,  
Burn them fast and burn them slow  
Elder the Lady's tree.  
Burn it not, or cursed be.*

(There are nine different magical woods burned in the witch's cauldron during various rituals – apple, birch, fir, hawthorn, oak, rowan, vine and willow. Elder wood is never burned because the tree is sacred to The Lady.)

*When the Wheel begins a turn,  
Let the Beltane fires burn  
When the Wheel hath turned to Yule,  
Light the log and let Pan rule.*

(This refers to the cycle of the year. Beltane, the spring sabbath and Yule the winter one, sit at opposite ends of the wheel of the year.)

*Heed ye flower, bush and tree,  
And by the Blessed Lady be!*

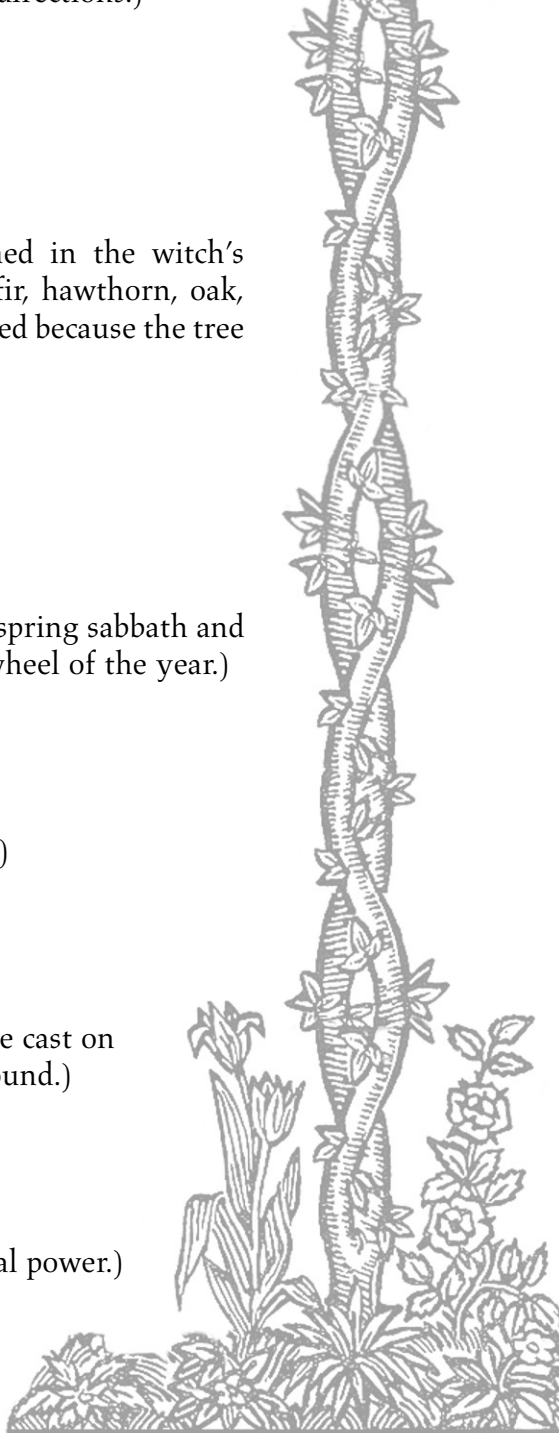
(For the Lady's sake, nurture and respect nature.)

*Where the rippling waters flow,  
Cast a stone and truth you'll know.*

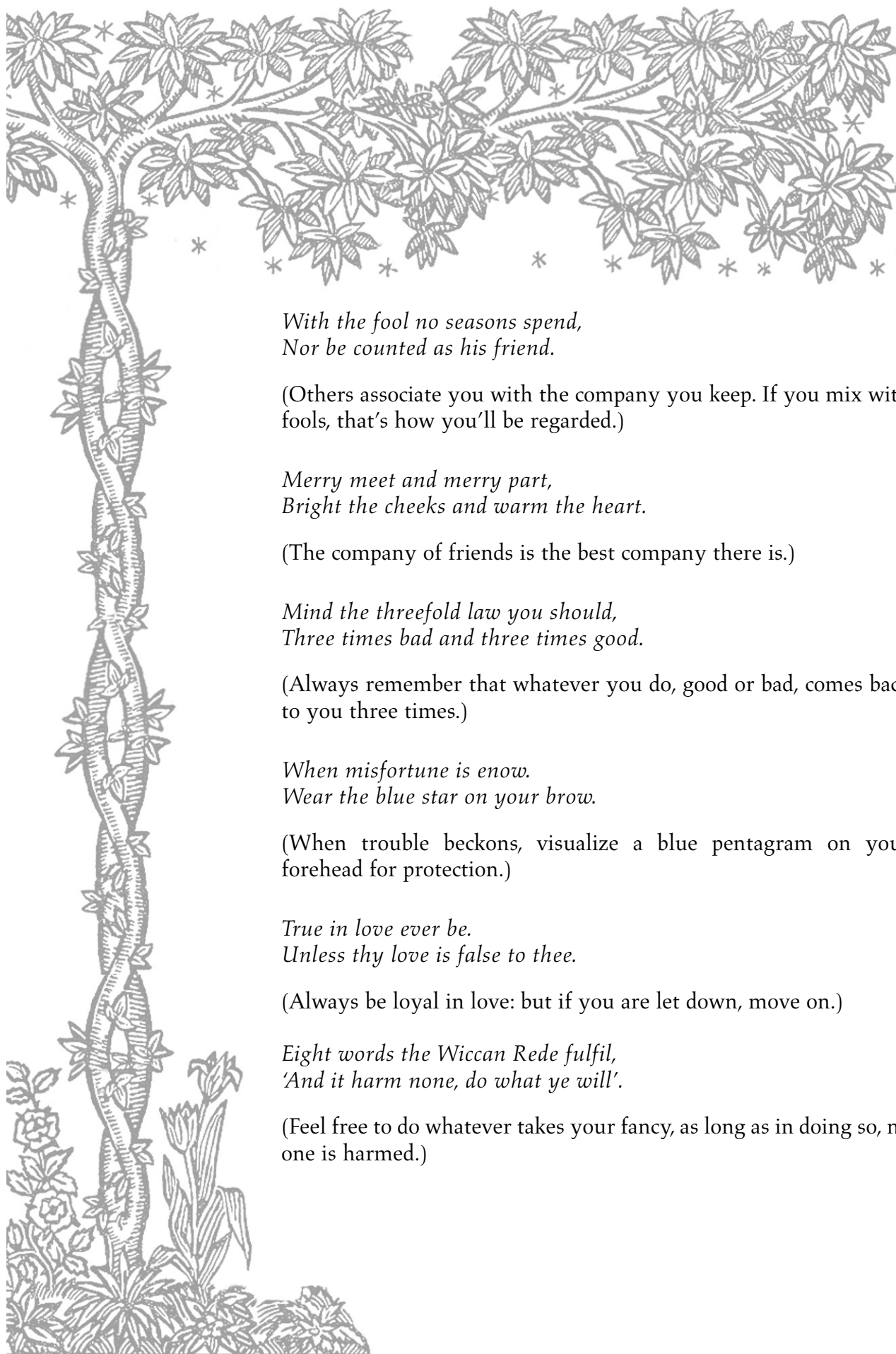
(Actions spread, like the ripples caused by a stone cast on the water, affecting everyone and everything around.)

*Whenever you do have a need,  
Harken not to others' greed.*

(Never take money in exchange for using magical power.)







*With the fool no seasons spend,  
Nor be counted as his friend.*

(Others associate you with the company you keep. If you mix with fools, that's how you'll be regarded.)

*Merry meet and merry part,  
Bright the cheeks and warm the heart.*

(The company of friends is the best company there is.)

*Mind the threefold law you should,  
Three times bad and three times good.*

(Always remember that whatever you do, good or bad, comes back to you three times.)

*When misfortune is enow,  
Wear the blue star on your brow.*

(When trouble beckons, visualize a blue pentagram on your forehead for protection.)

*True in love ever be,  
Unless thy love is false to thee.*

(Always be loyal in love: but if you are let down, move on.)

*Eight words the Wiccan Rede fulfil,  
'And it harm none, do what ye will'.*

(Feel free to do whatever takes your fancy, as long as in doing so, no one is harmed.)

## A Principled Group of People

When most people think of spells they think of witches: and when most people think of witches they think of gnarled old crones casting evil spells. For centuries, writers, and later filmmakers and television producers, perpetuated this view, although to be fair there were movies such as *The Witches of Eastwick* and television series such as *Bewitched* and *Sabrina, the Teenage Witch* that showed witches in a more light-hearted manner.

To improve the witch's image, in 1974, the American Council of Witches set out to remedy this. The Chairman of the Council, Carl Llewellyn Weschcke, drafted thirteen principles of Wiccan belief to define Wicca and to help non-believers to realize that those who followed its ways were far from the wicked witches of the popular imagination.

These principles are:

1. We practise rites to attune ourselves with the natural rhythm of life forces marked by the phases of the moon and seasonal quarters and cross-quarters.
2. We recognize that our intelligence gives us a unique responsibility toward our environment. We seek to live in harmony with nature, in ecological balance, offering fulfilment to life and consciousness within an evolutionary concept.
3. We acknowledge a depth of power far greater than is apparent to the average person. Because it is far greater, it is sometimes called 'supernatural' but we see it as lying within that which is naturally potential to all.
4. We conceive of the Creative Power in the Universe as manifesting through polarity – as masculine and feminine – and that this Creative Power lives in all people and functions through the interaction of the masculine and feminine. We value neither above the other, knowing each to be supportive of the other. We value sex as pleasure, as the symbol and embodiment of life, and as one of the sources of energies used in magical practice and religious worship.
5. We recognize both outer worlds and inner, psychological worlds and see in the interaction of these two dimensions the basis for paranormal phenomena and magical exercises. We neglect neither dimension for the other, seeing both as necessary for our fulfilment.
6. We do not recognize any authoritarian hierarchy, but do honour those who teach, respect those who share their greater knowledge and wisdom, and acknowledge those who have courageously given of themselves in leadership.
7. We see religion, magic and wisdom-in-living as being united in the way one views the world and lives within it – a worldview and philosophy of life that we identify as the Wiccan Way.

8. Calling oneself 'witch' does not make one a witch. But neither does the heredity itself, or the collecting of titles, degrees and initiations. Witches seek to control the forces within themselves that make life possible in order to live wisely and well, without harm to others, and in harmony with nature.
9. We acknowledge that it is the affirmation and fulfilment of life, in a continuation of evolution and development of consciousness that gives meaning to the universe we know, and to our personal role within it.
10. Our only animosity towards Christianity, or towards any other religion or philosophy of life is to the extent that its institutions have claimed to be 'the only way' and have sought to deny freedom to others and to suppress other ways of religious practice and belief.
11. As (American) witches we are not threatened by debates on the history of the craft, the origins of various terms, the legitimacy of various aspects of different traditions. We are concerned with our present and our future.
12. We do not accept the concept of 'absolute evil' nor do we worship any entity known as 'Satan' or 'the Devil' as defined by the Christian tradition. We do not seek power through the suffering of others, nor do we accept the concept that personal benefit can only be derived by denial to another.
13. We acknowledge that we seek within nature for that which is contributory to our health and well-being.

*(with thanks to the Council of American Witches)*

## Other Traditions

As Wicca spread, various groups interpreted it in different ways. There are those, in Britain, who belong to the British Traditional Witchcraft movement, which blends together Gardnerian practices and beliefs with Celtic traditions. Others look to the Pictish tradition, which is based on Scottish witchcraft, focusing as it does on the magical energies of all aspects of nature with no emphasis (or very little) placed on religion.

Witches who follow the Dianic tradition look to Diana, the Roman moon goddess and worship only the feminine aspect of The All. The movement encouraged feminism and is involved in feminist issues. Many exclude men altogether from their rituals.

In some parts of Europe, a pre-Gardnerian form of Wicca is followed, sometimes called hereditary witchcraft. Membership is restricted to those who can trace their ancestry back to antecedents who followed 'The Old Way'. Members are usually introduced to covens by family members, usually a parent or grandparent.

The Alexandra tradition, founded by Alexander Sanders in England in 1963, puts a strong emphasis on Ceremonial Magik but is essentially Gardnerian in practice. One difference however is that followers of the Alexandra tradition perform their rituals either semi-clad or fully clothed. Gardnerian covens sometimes do their rituals naked, or skyclad.

Celtic Wicca is based on the ancient Celtic pantheon and Druid rituals. Celtic Wiccans embrace ancient Irish myths and much of their magic is directed at natural healing.

The Norse pantheon has its Wiccan followers who look to the magical customs and ancient myths of pre-Christian Iceland and Scandinavia for inspiration, while those whose ritual and magic is inspired by the gods and goddesses of Ancient Egypt are said to follow the Egyptian tradition.

## Low Magic and High Magic

Low magic, sometimes called natural magic, was widely practised in the Middle Ages and still is in some parts of the world. Also known as practical magic, it combines the arts of witchcraft, spell craft, hexcraft and voodoo, which utilize herbs, amulets, wax images and other simple objects along with visualization and incantations to bring about the desired result. It is the folk magic of less developed parts of the world where it is often done for a fee, and in the developed world it is the magic of many spell casters. In low magic, spells are cast for good or evil.

S	A	L	O	M
A	R	E	P	O
L	E	M	E	L
O	P	E	R	A
M	O	L	A	S

*To be loved by a maiden*

M	I	L	O	N
I	R	A	G	O
L	A	M	A	L
O	G	A	R	I
N	O	L	I	M

*To know all things past  
and future*

*Kabbalistic letter squares  
used by Abramelin  
magicians*

High magic, or Ceremonial Magik, on the other hand is performed to bring about union with the divine. In high magic, the powers of nature, conceived of as being either angelic or Satanic, are controlled in conjunction with spirits, using words and the names of sacred gods. Typically, magic involves the use of elaborate rituals, the invocation of spirits (often in dramatic, theatrical fashion) and mystic sacraments. Practised since ancient times, Ceremonial Magic is mainly the domain of men seeking mystical power and enlightenment. Ceremonial Magic is still practised by those who adhere to Abramelin magic and the Kabbalah.

Involving spirit communication, word magic and palindromic number squares, Abramelin magicians believe that the world was created and is maintained by demons whose work is directed by angelic spirits. The magicians believe that properly purified and using the correct prayers, formulas and tools, and with the help of the angels they can take control of the demons and bend them to their will.

The Kabbalah is based on unusual interpretations of the Hebrew scriptures. Despite its appearance as an elaborate system of magic, it is actually a tool to allow the magician to achieve mystical union with God. The Kabbalah teaches that God is known by 72 different names and that the Universe is composed of four planes of being. There are several facets

of the Kabbalah that make it compatible with the beliefs and practices of nature-orientated Wicca, but most Wiccans would find the monotheism and strict codes of behaviour imposed by Judaism, with which the Kabbalah is inextricably linked, hard to accept.

## Some Curious Beliefs

Witchcraft, especially in its black magic form still exists in the beliefs of many African cultures and indigenous peoples around the world. In North America, for instance, the Navajo believe that witchcraft is an exclusively male practice, its initiates meeting at night to make magic, wearing nothing except a mask and jewellery. They sit among baskets of corpses and are said to 'converse' with dead women.

Some African cultures hold that witches get together in cannibal covens. They meet, it is believed in some tribes in Guinea, in graveyards, sitting round a fire and feasting vampire-fashion off the blood of their victims. Witches have the ability to take a person's soul and keep it until the victim dies. Witches here are believed to have made a pact with an evil spirit who grants them power that they exercise through a familiar, such as a dog, baboon or, as with witches in medieval Europe and 17th-century North America, a cat.

The Zande, who live in the Congo area and some other central African peoples, believe that a witch's power comes from his or her own body. They believe that the source of the capacity to cast evil spells is located in the witch's stomach and that as the witch ages, so their power increases. The witch can activate this power simply by wishing someone ill but the spell is made stronger by the use of potions and powerful magic.

In other parts of Africa, witches are thought to act unconsciously and might well be unaware of the ill that they cause until it is brought to their attention. Those who suffer at the hands of such a witch might have held that view until the witchcraft is turned in their direction. Then they are quick to change their minds and claim that the witchcraft was deliberate.

Witchcraft is still blamed in some developing parts of the world for disease and disaster, some as major as a fatal landslide or a devastating flood which has serious consequences for many people, others as trivial as failure in an exam or performing badly at a job interview. In parts of Brazil, for example, where job loss is thought to be due to witchcraft, whoever suffered the loss participates in a ritual consultation with a shaman, who, of course, expects to be rewarded for his efforts!

To be fair, many people who believe that witchcraft can be responsible for misfortunes do not lay the blame at its door every time misfortune strikes. If there is a logical explanation, it is often accepted: a badly built shelter that blows down in a gale was obviously not strong enough to



withstand it. But if a seemingly well-built hut collapses for no apparent reason, then the blame may well be laid at witchcraft's door.

People in modern Africa and other areas where witchcraft is still part of everyday culture, usually also believe in local divinities and in the spirit world. If they are sick, they will often turn to conventional medicine to



*Shaman*

cure their physical symptoms while also looking to the local 'witch doctor' to explain and treat the hidden causes of the illness. The sick may wear amulets to protect them from illness, practice the divination advised by the witch doctor, and take the 'medicine' prescribed.

Often when witchcraft is held to be responsible for misfortune the sufferer will try to discover the source. The bewitched might seek help from a diviner to establish the identity of the witch. The diviner may go into a trance and use a variety of props, often dice or animal bones, to do this. Among one African people, divination to find out a witch's identity is by administering poison to a chicken and mentioning the name of the suspect. If the chicken dies, the suspect is innocent: if it lives, guilt is pronounced and the appropriate action taken.



---

# The Basics of Tools and Rituals

---





It isn't necessary to belong to any group or coven or follow any particular path in order to cast spells and make magic. Joining a coven does, however, put one in contact with like-minded people and many who are initiated often find that they draw strength from fellow members so that when they then make magic on their own, it is more powerful and effective.

## Tools

There are certain things that spell makers, whether they are working in a group or on their own need. The following list covers most of them: but would-be weavers of magic who do not have them don't have to rush and get them all before starting to cast spells. You can improvise and as long as everything used has been properly consecrated, spells should not be any less effective.

*An altar* is simply a special area for magic. They may be ornately carved, beautifully crafted works of art; they may be any specially consecrated tabletop on which you work when preparing spells and on which you keep many of the tools that you use – a chalice, for example, candles or



an athame. Altars are central to Wiccan ritual and many non-Wiccan spell casters use them, too. The shape and location are irrelevant – they can be round or square, indoors or outdoors: all a spell caster has to do to create an altar is ritually cleanse and consecrate it in exactly the same way as the other tools. That done, the altar is created.

Altars are usually candlelit and in Wiccan practice there are usually two special candles – one gold to represent the Lord and the sun, and a silver one standing for the Lady and the moon. Among the objects found on most altars are a bowl of salt and a bowl of water to represent these two elements, incense, an essential oil burner and many of the other things that are commonly used in making magic.



*Animal-headed god Anubis attending to dead man*



Many spell makers like to have a variety of different coloured altar cloths so that they can be varied in accordance with the phase of the moon, the sabbath being celebrated and the spell being cast. Others make do with just the one, which they decorate with suitably coloured crystals, flowers and the other appropriate objects.

*Amulets* are used to protect the spell caster from any evil influences that may be about. According to Pliny, the 1st-century Roman author, an amulet is 'an object that protects a person from trouble'. They can be man-made, such as a horseshoe or a piece of jewellery decorated with a precious stone or made from a metal that corresponds to the wearer's astrological sign, or naturally occurring, such as a rabbit's foot, a seashell or a stone, again with astrological correspondences to the wearer.

In Mesopotamia, animal-shaped amulets were popular with Babylonians and Sumerians, especially for fertility, protection and strength. Cylinder seals made from precious or semi-precious stones engraved with prayers and religious scenes have been found dating back to 2500 BC. Later ones that have been unearthed include figures of male and female deities, reptiles and curious winged creatures, half man, half lion.



*Ankh*

In Ancient Egypt, numerous animal-headed gods prowled the pantheon: their sacred names and images were commonly inscribed on amulets, worn for protection or painted on the walls of tombs to protect the dead in the afterlife. Amulets that were blessed by Egyptian magicians were held in the highest regard and were believed to be particularly potent.



*Scarab*

The oldest Egyptian amulet is probably the ankh, which was normally fashioned out of wood, stone, metal or even wax. Symbolizing life, ankhs were sacred to all Egyptian deities. Known as 'the Key to the Nile' and to early Christians as an 'ansated cross', the ankh was believed to ensure the immortality of all the deities in the pantheon who were almost always depicted in Egyptian art as carrying it in their right hands.



*Eye of Horus*

Composed of a cross (the male symbol) surmounted by an oval (symbolizing the female), the ankh represented the sacred union of God and Goddess whose marriage was said to take place every year at the source of the River Nile, just before the inundation that was so vital to Egyptian life.

Other Egyptian amulets include: the scarab, which represented resurrection and the eternal life and was worn as a protection against all forms of evil; the Eye of Horus (or the udjat), which was worn for protection and also to promote good health and well-being; and the lute-shaped nefer, which bestowed physical strength, joy and youth on those who wore it.



*Star of David*

The Hebrews are known to have used a wide variety of amulets, the most famous of which is probably the Star of David, which actually pre-dates the Jewish faith and was used as a magical symbol in Egypt, Babylon and Assyria. To Jews, the six-pointed star is symbolic of their faith; to others it offered protection from enemies, lethal weapons and fire. The letters



of the Hebrew alphabet were regarded as amulets, for each of them was thought to contain its own magical powers. Other Hebrew amulets included bells to ward off evil spirits and the tzitzit, a sacred tassel worn on the robes of the High Priests.

*Natural amulets*, a gift from Mother Nature to those who believe in their power include trees, plants, flowers, herbs, vegetables, stones (mundane, semi-precious and precious) – indeed anything that the wearer believes to be ‘lucky’.

The *athame* is a double-edged ritual knife, about six inches long. It is usually blunt because the only thing it is used to cut is energy. In accordance with tradition, athames are black handled. Wiccans and other spell weavers use the athame to direct energy and to open and close the doorway to the spell caster's circle. If there is no athame, a sword, or a wand, a branch cut very gently from a tree and suitably consecrated, can be used in its place. Some Wiccans use two fingers for this purpose.

*Baskets* are used for keeping together and for carrying into the circle many of the things needed in spell making.

*Bath* salts and oils are usually added to a ritual bath, taken before starting to weave spells, to put the spell caster in a suitably relaxed frame of mind.

A *bell* is often rung at the beginning of a ritual when calling the four quarters and at the end to tell the elements to return to their realms, after they have been thanked for their attendance at the ritual.

The *bolline* is the knife traditionally used by witches. It normally has a white handle and a curved blade. It is used to cut plants and herbs, wands and the other things that need to be cut as part of making magic. When something has to be cut from a living plant it should be done very gently – indeed some Wiccans ask the plant's permission before cutting and thank it for its generosity afterwards.

The *Book of Shadows*, also known as a *grimoire*, is the journal in which witches keep a record of the spells they cast, the chants and invocations they use, the dreams they dream and other matters that are pertinent to their personal magic making.

*Bowls* are very necessary items in the witch's cupboard. One is used to keep salt and another for water but the efficient witch usually has several more to hand in case they are needed in a particular spell – to keep herbs in, for example.

*Broomsticks* are usually the first thing that people think of when the word ‘witch’ is mentioned – and it is hard to stop a mental picture of a

black-robed crone zooming across the night sky coming to mind. Broomsticks are traditionally known as besoms in the world of witches and spell casters and are much more than a fantasy and imaginary mode of transport; they are used to sweep out negative influences from the area to be used for magic making.

A *burin* is a sharp-pointed instrument for inscribing candles and other magical objects and is often more practical than a bolline, especially when inscribing candles.

*Candles* are absolutely essential. It is almost impossible to make magic without one. They are used in literally thousands of spells. Efficient makers of magic ensure that they have a large store of them in all sizes and appropriate colours. Before they are used in magic making rituals, candles are often 'dressed' with essential oils and loaded with herbs to make them more powerful.

*Cauldrons*, like broomsticks, are another thing that comes to mind on hearing the word 'witch'. They are used to mix lotions and potions but they don't have to be the round, black, mine-like thing that is associated with 'hubble, bubble, toil and trouble'. Any suitable heatproof vessel will do as long as it has been properly consecrated.

*Chalices* are used for drinking consecrated liquids during magic making, especially when more than one spell caster is present. Some people use elaborate, metal ones studded with semi-precious stones; others enjoy the simplicity of crystal or glass. It's a matter of personal choice.

*Charcoal* is often used to burn incense. Herbs strewn over glowing charcoal are also a part of many spells. Like everything else it has to be consecrated before use. Efficient spell casters usually consecrate a large bag that they dip into when needed.

*Censers* are used to burn incense. They are mounted on metal feet so that the heat of the burning charcoal will not damage the surface on which they rest.

*Compasses* are used by practical witches to establish north, south, east and west – essential in traditional magic making if they are weaving their spells in unfamiliar territory!

*Cords* are used to create magic circles in which to weave spells and also in spells that are cast to create binding magic.

*Crystals* are used for the power they add to a spell and also for altar decoration. Every spell caster has his or her favourite one, which they know from experience works for them. Each crystal has its own power.







It's a matter of finding out what works best for the individual.

*Essential oils* are commonly used in spells on their own, to dress candles or are added to incense which is to be burned in the censer. Essential oils are powerful and should never be swallowed or, with one exception, rubbed directly on to the skin unless diluted in a suitable carrier oil such as almond. The exception is lavender, which is one of the most popular and is often drizzled into a ritual bath to add fragrance to the warm water. Pregnant women should be especially careful when using essential oils: some can cause adverse reactions that can affect the unborn child.

*Herbs* are widely used when making magic. They can be easily obtained from shops and markets and many are just as easily grown in a garden or window box. Not only is this cheaper but when they are growing their pleasing smell wafts into the house when the wind is blowing in the right direction. Herbs can be strewn on glowing charcoal, added to smouldering incense or used to anoint candles. Herbs make wonderful charms carried in a handbag or wrapped in a piece of natural cloth and kept in a pocket.

*Incense* is used in either powder, cone or stick form to represent the element of air. Traditionally it should be placed and burned on the east end of the witch's altar.

*Pens* are used for entering items in the Book of Shadows. Like everything else used in making magic, the spell should be consecrated before use. Some spell makers prefer a quill pen as they give a continuance of tradition from the days before fountain, ballpoint and felt-tip pens were invented.

The *pentagram*, a five-pointed star, the sides of which are interwoven with one another, can be drawn without lifting pen from paper. A pentacle is a pentagram with a circle drawn round it. Both can be either physical, made of wood, metal, stone or clay, or imaginary. An object with an abstract pentacle or pentagram woven over it, or a physical one placed on it is protected against evil.

The top point of the star represents the spirit, and is often coloured white or purple. Moving round clockwise, the next point represents air, which is associated with the colour yellow. Next comes earth, usually coloured green. Moving round, fire, coloured red in multicoloured pentagrams, is next. And lastly comes water, associated with the colour blue.

*Talismans* have long been confused with amulets, but there are distinct differences between the two. Talismans are used as magical charms to attract wealth, happiness and harmony whereas amulets repel evil and protect those whom their power is directed from. Also, talismans are



prepared for a special reason while amulets serve a general purpose. Lastly, talismans are endowed with supernatural power. Like amulets, talismans can be worn as jewellery, carried in bags and used in rituals to encourage magic making to work. Their long history dates back thousands of years. The Egyptians used charms in their magic making and also in their funerary rites designed to guide the spirits safely across the threshold of death. According to long-held beliefs, talismans are said to lose their powers after a year and a day, but some people who believe in the powers of charms claim that a talisman is active for as many as nine years. Whichever, when the power with which a talisman has been charged has left it, it is buried in the earth or cast into the sea as a tribute to Mother Earth.

A *wand* is to spell making as an egg is to an omelette, that is to say absolutely essential. It is used to draw magical symbols on the ground or in the air, to direct energy and call upon the power of The Lady. It can be made of crystal or cut, lovingly, from a tree. Some spell casters decorate their wands with signs of the rune, others insert a crystal into the point.

## The Elements and Other Powers

According to the Ancient Greeks, the universe is made of four elements, earth, air, fire and water, and the non-material world by ether or spirit. These elements play a vital part in casting spells today. They are summoned to attend magic making rituals. They are usually called in along with the quarters when a circle is drawn. They can be summoned to stand outside and guard the circle or as witnesses to ritual and spells to be cast. It is not always necessary to summon all the elements: a spell caster weaving magic concerned with issues of sex, love or transformation may only summon fire. If matters emotional and concerning adaptability were concerned, water would be summoned. Earth is called upon for its stability and potential for encouraging growth and birth, air for magic concerning commination or ideas.

After a spell weaving ceremony is over, the elements are thanked for giving their blessing and adding their power to the magic that has been made.

*Spirit* is the most esoteric, perceived, as it is, as an energy that is the driving force behind creation.

*Air* is associated with communication, education, the intellect, wind and sound. It values anything new and untried and is always keen to learn. Yellow is the colour ascribed to air which, for the purpose of magic making, resides in the east. The zodiac signs associated with air are Aquarius, Libra and Gemini. Air is exciting.

*Fire* fills us with passion that burns inside all of us, more fiercely in some



Detail from *The Universe and Man*, 16th-century engraving

than in others. It is linked with courage and encourages risk and recklessness: once it has started it goes on until it has burnt itself out. Aries, Leo and Sagittarius are the fire signs. Fire is red in colour and south in its direction.

*Earth* is associated with beauty, growth and nurturing abundance. It represents prosperity, wisdom and sensation. Earth is the element of our flesh and bones. It has qualities of steadfastness and dependability, endurance and protection. In the zodiac, Taurus, Virgo and Capricorn are all earth signs. Abiding in the north, earth is green in colour.



*Water*, blue in colour and west in direction, is associated with psychic energy, emotion, intuition, and the subconscious. It overcomes difficulties by flowing around them rather than confronting them, but it also has the power of erosion and the power to overcome all things. Those born under the water signs, Scorpio, Cancer and Pisces, share an insight into the ways of others and the ability to feel their joys and pains.

## Consecration

Everything used in magic making must be suitably consecrated. This may be time-consuming at first, but it needs only be done once, for once consecrated an altar and the things on it remain so, unless another person touches them. If this does happen, whatever has been touched has to be reconsecrated as it will have picked up negative energies from the offender!

Once the place where spells are to be cast has been selected, then is the time for consecration. A quiet space should be selected. It doesn't matter if it is indoors or outdoors, as long as it is a place where work can be done and spells cast undisturbed. The space needs to be cleaned thoroughly. Traditionally a besom is used for this and the task is performed three times – once for the physical world, once for emotional cleaning and once to clean the spirit. When this has been done, it is usual to sprinkle water and salt around the area and to burn some incense.

Now the work surface, or altar, is prepared. It can be a tray, a table, a dressing table or an ornately carved piece of furniture. It doesn't matter, for in magic making it's the thought that counts!

On the altar there should be candles, including a silver one to represent The Lady and the moon, and a gold one to represent The Lord and the sun, and a pentagram, a censer, a bowl of water and a bowl of salt, an athame, a chalice, a bell and a wand. Also, crystals and other items that are going to be used regularly should be on the altar.

Everything in place, the altar is then dedicated to whichever power is to be asked to bless the spells to be cast. Wiccans dedicate their altars to The Lord and Lady. Others with no particular belief apart from a deeply held conviction that the forces of nature can be summoned and used for the greater good, may choose to dedicate their altars simply to the Greater Good and the benefit of all.

Traditionally, each of the four elements is then addressed. One way is to say to each in turn, *'Oh element \* \* \* \*. May all negative energies depart, leaving only the positive. This is my will. So be it.'* As the earth is addressed, a banishing earth pentacle is drawn over the bowl of salt on the altar. When the water is being addressed, a banishing water pentacle is drawn over the bowl of water. Similarly, a banishing fire pentacle is cast over the candles when fire is being addressed, and a banishing air one over the incense when it is air's turn.

Now each altar instrument and everything to be used in ritual must be similarly consecrated. Each item should be presented to each of the elements in turn while an appropriate invocation to wash away negative energies, leaving only positive ones, is spoken.

Non-traditionalists may simply focus their energies on each object in turn and visualize energy flowing into it, while asking the force to which they have dedicated the altar to bless it and any working that is to be done with it.

Visualization plays an important part in spell weaving. Many spells call for the magic maker to visualize the object of the spell or the person who will, hopefully, benefit from the spell. There are many techniques that help those interested in visualization to develop the ability to visualize and anyone who is serious about making magic would do well to study them and make himself or herself efficient in the practice. Practising may seem odd, at first, and novices often feel more than a little self-conscious, sitting alone in a quiet room focusing energies on seeing oneself being somewhere else. But exercises such as the one that follows are well worth doing as they help to develop a skill that is very necessary in spell weaving.

Light a candle in a darkened, draught-free room so that the flame can burn as steadily as possible. Sit as still as you can and gaze at the flame allowing it to hold your attention completely. Let the image fill your mind before quickly closing your eyes. Notice how the candle has imprinted itself on the darkness. Hold it there, in your mind's eye, ignoring any change of colour. If it slips to the side, bring it back to the centre and continue concentrating until the image fades completely. Now open your eyes and resume gazing at the candle. Continue in this way for ten minutes, gradually increasing the time that you hold the image of the candle in your mind's eye.

With practise, and from such a simple start, it is possible to develop the ability to undertake the visualization required for even the most advanced magic making.

## The Basic Ritual

### *Opening the circle and calling the elements*

Ideally, you should open a circle every time you cast a spell and ask the four elements to bless your magic making. The circle protects you from outside influences that may interfere with the magic being made. Some spell makers mark a physical circle in the room that they have set aside for performing their magic. This is often done with a cord that has been suitably consecrated and is usually 9 feet in diameter. It doesn't have to be exactly this size, but it should be large enough to hold your altar and all the things needed to make magic.



Never cast a circle if you are feeling in the least bit unwell. It takes considerable powers of concentration to do this and even if you are the slightest bit off-colour, you will find it difficult to focus properly on events in hand.

First take a soothing bath, using appropriate essential oils to scent the bath water and light candles of a colour suitable to the spell to be cast so that you can bathe in the relaxing glow of candlelight. As you let the waters soothe you, wash away the cares of the day and get yourself in the right frame of mind to weave spells. When you are ready, dry yourself with the thickest towel you have and dress yourself in the clothes you intend to wear to weave your magic. Many practitioners of the art don clothes of a colour associated with the spell to be cast. For example, if they are planning to cast a spell that calls for a red altar cloth, red altar decorations and red candle, then they wear red clothes. It is not essential to do so, but they find that it strengthens the magic to be made.

Many magic makers who look to the East for inspiration, charge their chakras before casting their circles. These are the seven energy centres that lie along the spine and in the head, each of which picks up and sends out its own special energy.

The one at the base of the spine near the tailbone is called the root or base chakra and is concerned with the basic physical needs of food and shelter. It is associated with the colour red.

Orange is the colour connected to the sacral chakra which is just below the navel and is thought to be the one connected to sexuality and emotions.

Just above it, in the solar plexus, is the chakra whose energy helps us make decisions and take responsibility for the outcome. Yellow in colour, this chakra also encourages creativity.

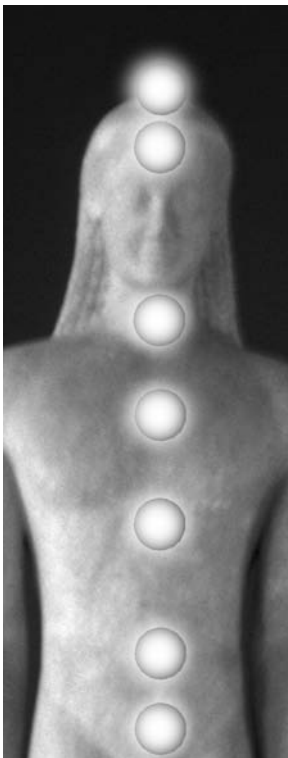
The heart chakra is green and controls the giving and receiving of love.

The fifth chakra is at the throat. It is involved with communication, both spiritual and physical, and is blue in colour.

There are two more chakras, one between the eyes and one at the top of the head. The chakra that sits between the eyes is on the site where our third eye, the seat of clairvoyance and psychic visions, is thought to be situated. The third eye chakra is associated with indigo or blue.

The last chakra, the crown chakra, is situated at the top of the head. White in colour, this chakra connects believers to the All, the deity which they aspire to be part of.

To open the chakras before making magic, believers visualize each chakra in turn (starting with the base one and working up) as a wheel of its own coloured light spinning round and round, each one supplying the energy for the next one to open. When all the chakras are open they are said to



*The seven chakras*

be in perfect balance and the practitioner in the perfect state of mind and body to encourage good magic to be made.

At the end of the magic making, the chakras are closed, apart from the base one and the crown one which should always stay open. Again, visualization is used to do this. One way involves seeing each of them as an open window or door. To close the chakras a beam of white light is seen entering through the crown chakra, and moving through each door in turn. As it passes through the third eye chakra the white light bathes the door there with the violet light of which it is partly composed and closes it. The beam continues to close each of the four other doors in the same way and then flows out of the body as a beam of red light through the base chakra.

Now, suitably relaxed after a ritual bath and/or with chakras open it is time to open the circle. There are several methods of doing this. Wiccans cleanse the space with their besom and use their wands to mark out their circles. As they raise their wands in the air, they visualize a clear circle of light moving upwards like a tube from the floor, and as they draw their wands above their heads, the top edge of the tube comes together to form a clear bubble which is the circle.

Non-Wiccans can sit, suitably dressed, in the centre of the chosen space and imagine that they are slowly being surrounded by a circle of light – white, blue or purple. They see it slowly forming a sphere within which they can safely perform their magic.

To call in the elements, light a candle in each quarter of your sacred space – one in the east, one in the south, one in the west and one in the north.

As you light the east candle say:

*May the element of air bless this space with light, love and air and grant true love given and returned alike.*

Repeat this in each of the other three quarters, asking fire to bless the space as you light the south candle, water to bless the space as you light the west one and earth to give its blessing when you hold match or taper to the north candle.

If you can do this, your spells will be all the more effective. But there are times in all our lives when the demands of time make this impractical.

Similarly, when a spell has been cast, each candle in turn – east, south, west and lastly north – should be extinguished with a candle snuff or between the dampened thumb and forefinger and the relevant element thanked for blessing you with a loving and happy relationship. That done, the spell weaving ritual should be brought to an end with the words:

*May the four powers give back to the universe any energies and*

*powers that go unused. My work complete and the circle closed. So let it be.*

As well as the elements there are other powers that can be invited to lend their power to the circle. The four dragons – one for each of the elements – are thought by many to be too powerful to work with. And even those who do ask them to attend magic making only do so when they are making powerful magic.

Wiccans usually only summon the four dragons if there is a handfasting or an initiation into a coven to be done. Or perhaps if a major issue with serious implications for all members is being discussed. And when they do summon them, the dragons are treated with enormous respect.

The Guardians of the Watchtowers can also be summoned. Again there is one for each element. Their purpose is to guard the elemental forces of each direction and as such they have tremendous power in themselves. Again they should only be summoned for very special occasions and when they are called upon, the circle that is cast must be inside a square so that each Watchtower has its own corner to sit on.


Wiccans often ask the Guardians to attend initiation ceremonies. Doing so gives the novice a huge advantage. From then on the Guardians will be aware of who the new Wiccan is. They will watch over and protect him or her and if that person summons them in the future they will be quicker to answer the call than they would from someone unknown to them.

There are also many deities who can be called upon to assist in magic making. Many spell weavers believe in only one god and do their magic in his or her name exclusively. Others call upon the power of many deities, using the name of one or other of them in their incantations.

There are Celtic gods such as Sucellus, the god of agriculture and Gaulish ones such as Rosemerta, the goddess of fertility. The Irish pantheon includes Brigit, the goddess of healing, and the Welsh one Branwen, the goddess of love and beauty and the equivalent of the better-known Greek goddess Aphrodite and the Roman deity Venus. These latter two are among the most famous of their respective pantheons and are among the most popular deities in whose name magic is done.

Egypt, as befits the land where spell casting was probably first practised, has an impressive list of gods and goddesses who are still believed by many to lend themselves to 21st-century spell weaving. They include Amun, the supreme god and Anubis who weighed the souls of the dead in a balance, against a feather. If the soul was heavier than the feather, the dead person's evil deeds in life banished him to eternal damnation!

Norse gods include Skadi, the goddess of death and hunting and Ostara,



the goddess of fertility.

The enthusiastic magic maker should always keep an open mind about the deities and would be well advised to devote some time to studying their respective powers.

## When to Do Magic

Some people decide what magic to do according to the day of the week. Others put their faith (or part of it) in the lunar calendar. As with so many things about spell casting, there are no hard and fast rules – a belief that the spell WILL work and an intuitive feeling that NOW is the time to cast it is all important. But there is no doubt that the planets, phases of the moon and days of the week do influence things.

### *The lunar calendar*

It takes 28 days for the moon to pass through each of the astrological signs in turn. During these four weeks, she waxes to full glory, then wanes to darkness in which state she stays for three days before appearing as a thin sliver of silver. During the time when she is dark, many magic makers prefer not to cast any spells, choosing instead to meditate, reflect and look ahead to the magic to be done when next the moon lights up the night sky.

When the moon is waxing, it is an ideal time to cast spells that encourage new beginnings. A full moon encourages fertility and fruitfulness. And a waning moon helps spells aimed at easing a burden, be it to do with health or any other such matter.

*Aries (21 March – 20 April)* is the ideal time for spells concerning new starts as the moon now encourages energy and fresh ideas. And if leadership is an issue, address it by casting a suitable spell during these 28 days.

*Taurus (21 April – 20 May)* is noted for being the dependant sign of the zodiac. Now is the time to cast spells concerning prosperity. And as the sign is ruled by Venus, spells cast to encourage love will benefit from that goddess's power.

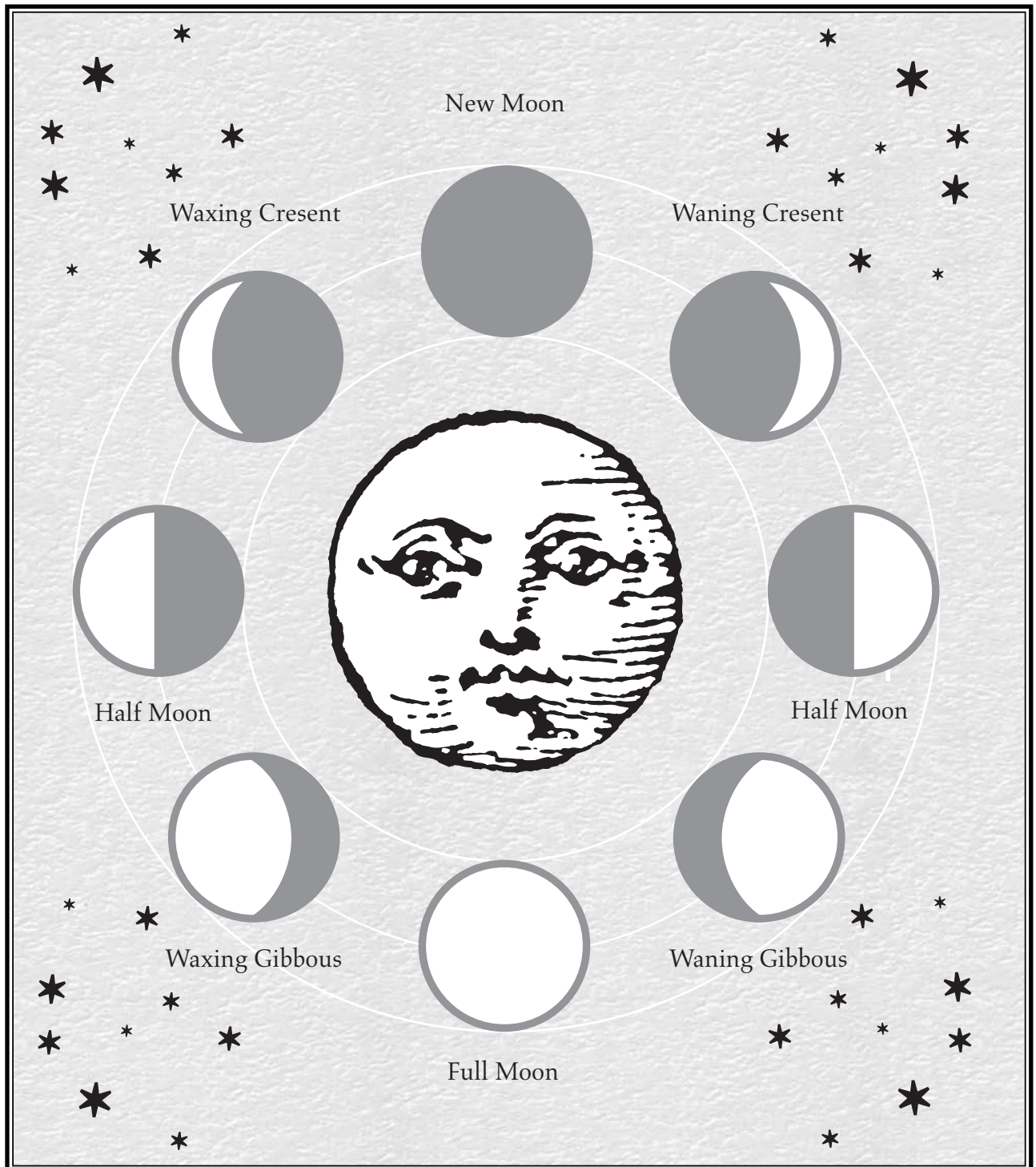
*Gemini (21 May – 21 June)* is associated with communication in all its forms, making its lunar ascendancy the perfect time to cast spells concerning travel and communication skills. Many professional writers find that their words flow with particular fluency at this time of year, so perhaps budding authors should tap into Gemini's powers to cast spells aimed at getting that long-delayed project started at last.

*Cancer (22 June – 22 July)* has a nurturing nature often associated with



the feminine side of things. Now is the time to aim spells at family matters, friends, emotional matters, health and the home. And as the moon rules Cancer, this feminine energy is especially strong.

*Leo (23 July – 22 August)*, the sign associated with boldness and courage, emboldens the spell caster to make magic concerning success, wealth, recognition and general health. Leo is a generous sign and is especially happy to lend its power to newcomers to the art of making magic.



*The lunar calendar*





☆ *Virgo (23 August – 22 September)* encourages self-improvement and is concerned with the intellect, employment and health. Spells cast to encourage an abundant harvest will not be wasted during Virgo's ascendancy and as the sign is noted for attention to detail, it's a good time to cast spells aimed at clarifying the small print of life.

*Libra (23 September – 22 October)* is noted for balance, so spells cast concerning harmony, especially in personal relationships, are particularly potent now. It's also a good time to cast spells to restore a friendship with someone who has fallen out of favour. Libra is also a sign that smiles on energy, idealism, love, spirituality and popularity, so spells cast concerning matters such as those should work well.

*Scorpio (23 October – 22 November)* is associated with desire and transformation. Use its power to make magic concerning change, be it in your own life or someone else's (change for the good, needless to say). Sex is never far from a Scorpio's mind – and the energy involved in casting a spell concerning sexual matters will not be wasted during these 28 days.

*Sagittarius (23 November – 22 December)* is the acknowledged explorer of the astrological world. Tap into its power to explore the potency of spells concerning travel, transcendence and wisdom, and for getting at the truth of a matter.

*Capricorn (22 December – 20 January)* is identified with ambition, achievement and self-control, so this is a good time to cast spells to help you climb the ladder of success in your career. It's also a good time to think about spells concerning taking on added responsibility, maybe a community project.

*Aquarius (21 January – 19 February)* promotes healing, higher thought and mental health. These are also good days to cultivate new friendships. The heavenly water carrier also aids spells that are aimed at increasing personal freedom and creative expression.

*Pisces (20 February – 20 March)* is a compassionate sign and this is a good time for healing spells. Those who have a talent for dream interpretation may well find that their intuitive powers are especially strong during the four weeks of Pisces' ascendancy.







---

# Magic in Many Guises

---





There is a variety of ways in which spells may be cast. Some people put their faith in candle magic. Others prefer knot magic. And still others may prefer to base their magic making on crystals, smudging techniques or incense.

## Candle Magic

Generally, candle magic aims to perform sympathetic magic using coloured candles to represent the people and things at which its spells are directed. Each colour represents a different attribute, influence and emotion. Candles are anointed with special oils, carved or painted with magical intents, meditated upon and chanted over.

Three types of candle are commonly used in candle magic – an altar candle (most magic makers and Wiccans use two altar candles), astral candles and offertory candles.

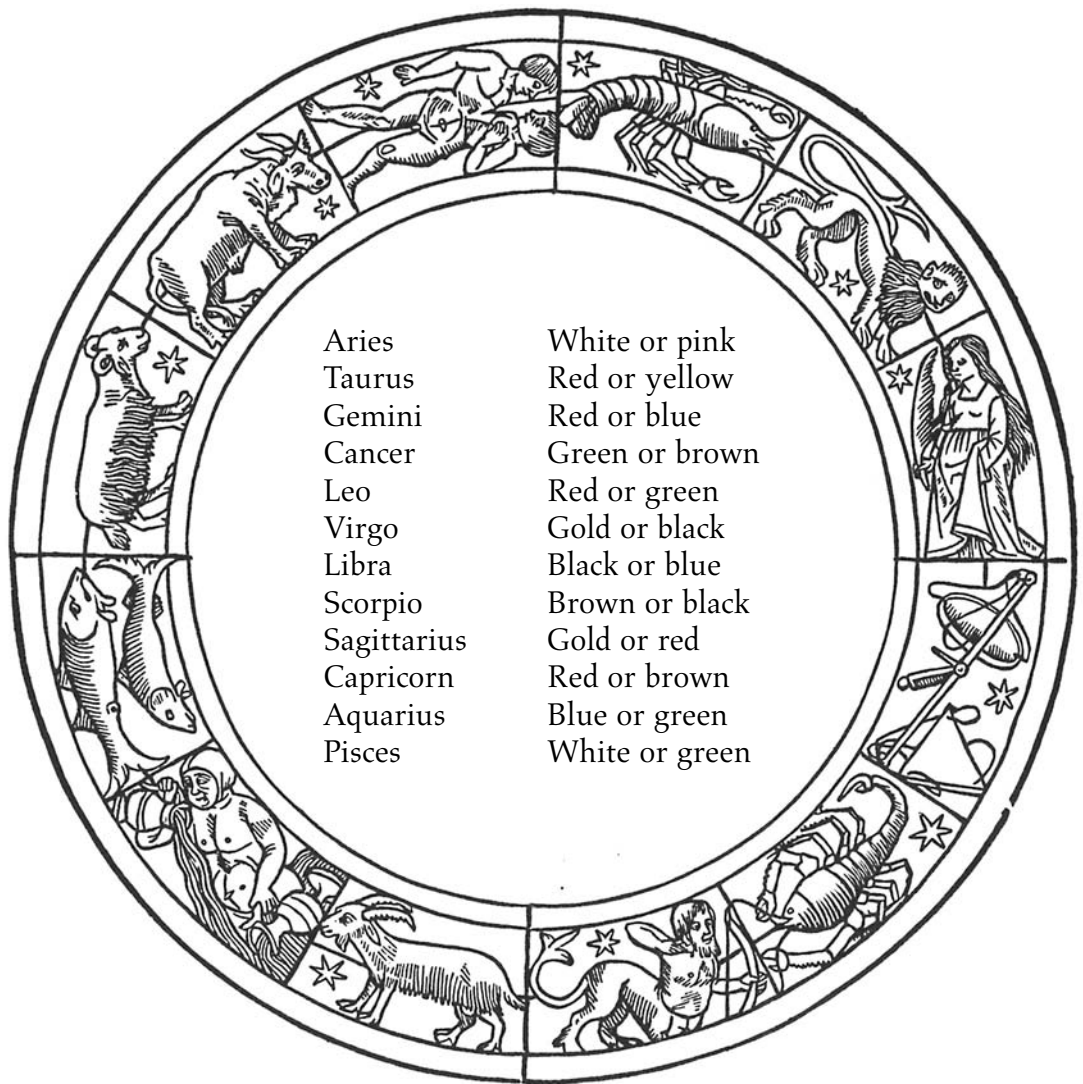
Altar candles, sometimes called invocational candles are placed on the left and right sides of the altar. They are always the first to be lit in any magic making ritual. In the Wiccan Way, their flames invoke the presence of the Goddess and her male counterpart, sometimes known as the Horned God. Others who offer their magic to no particular deity prefer to use colours that correspond to the days of the week, as follows:

Sunday	Gold or yellow
Monday	Silver, grey or white
Tuesday	Red
Wednesday	Purple
Thursday	Blue
Friday	Green
Saturday	Black or purple

The astral candle is usually positioned between the two altar candles and represents the person for whose benefit the spell is being cast, whether it be the spell caster themselves or a third party. These candles must only be burned after the altar candles have been lit. It is important that the colour corresponds to the colour of the zodiac sign of the person or persons towards whom the spell is directed.

Zodiac colours do vary, the ones above are taken from *Practical Candleburning Rituals* by Raymond Buckland which is the system most often used by experienced spell casters, one of whom advises that practitioners in the art of candle magic should not be too rigid in this. She recommends that the heart should rule the head and that magic makers should follow their instincts and choose an astral candle based on their own favourite colours. Or that they select a colour that corresponds to their mood at the time when preparing for the magic to be made.

Astral candles should never be of a colour that inspires strong negative emotions within the spell maker as this can influence the outcome of the



magic that's afoot.

Some of those who practise candle magic strengthen the astrological connection by inscribing the candles they use with the appropriate astrological sign.

The offertory candle is also known as the purpose candle. It is normally placed in front of the astral candle and is the last to be lit during the ritual. It is burned to represent the purpose for which the spell is being cast. It is essential that the colour corresponds exactly to the type of magic being made: a pink candle would be used to draw love, a red one to kindle the fires of passion, a green one for financial or fertility spells and so on.

Many practitioners of candle magic prefer to work with their own handcrafted candles but candles bought in shops can be just as effective, and when it comes to offertory candles there are many different sorts to choose from.

Glass-enclosed novena candles are popular. Once lit, they should be



allowed to burn themselves out. Tradition holds that if a novena candle is extinguished, then the spell is doomed to failure. Tradition also holds that a spell cast using a novena candle will yield results within the week.

Seven-knob candles consist of a vertical row of seven round knobs of wax strung together by a single wick. According to tradition, one knob of the candle is burned each day for seven consecutive days. These candles are sometimes called wish candles because as each section is burning, the spell maker concentrates upon the wish that he or she hopes will be granted. Again, it is inadvisable to extinguish one of the knobs until it has burned away.

Double-action candles are sometimes known as reversing candles, because they are mainly used to reverse the effects of ill-natured spells cast in the magic maker's direction. Such candles are usually white, red and green, coated with black from the middle down. Those who use double-action candles believe that as the melting coloured wax runs down the candle and covers the black half, the black magic that was made is neutralized.

Triple-action candles are tri-coloured, and are popular in some countries, particularly in Latin America, banishing evil and restoring harmony to homes that have been hit by hostility and arguments.

There are several other sorts of candles used, but as their purpose is by and large to cast spells of a dark or at least darkish nature, we will not discuss them here, or anywhere else in this book.

A candle used for one type of spell should not be reused for a spell of a different nature as the remnants of magical and physical energy trapped in the candle's wax could possibly interfere with or, even worse, reverse the outcome of the new spell.

In popular practice, different candle colours correspond to different magical intent and additionally there are different astral colours corresponding to the days of the week, phases of the moon and the sabbats.

In candle magic, candles are often dressed or anointed with oil. Not only does this help to ensure that the candle burns safely by drawing on an oil with appropriate strengths, the spells cast are endowed with that strength.

Usually drops of the chosen essential oil are mixed with a base oil – olive, almond and apricot are all popular. The reason why pure essential oil is not used to bless a candle with its powers (apart from the expense) is that they are so potent that if they come into direct contact with the skin, they can cause allergic reactions. The only exception to this rule is lavender, which is so gentle that it can be safely rubbed directly onto the skin. And lavender's well-known insect repellent properties make it ideal for spell casters who prefer to weave their magic outdoors!

A popular mixture for general use is to add five drops of sandalwood essential oil, three drops of frankincense essential oil and one drop of orange to two ounces of almond oil and then mix thoroughly.

A more potent general-use essential oil mix is to add five drops of cinnamon and three drops of frankincense essential oils to two ounces of almond oil.

As with most things magic, it is essential that before anointing a candle it is suitably consecrated and the focus of positive thoughts. Whoever is going to use it should contemplate for a moment or two the intention of the spell to be cast, before rubbing a few drops of the chosen oil between the palms of the hand and grasping the centre of the candle with both hands. If the intention of the spell is to draw something in, the oil is rubbed on to the candle from the middle back towards the body. If the spell is intended to send something out, the oil is rubbed from the centre away from the body. When half the candle has been anointed, it is turned around – away from the body if the spell is sending something, towards it if the spell is drawing something in.

As the candle is anointed a suitable invocation is usually spoken aloud – something along the lines of:

*Charge this candle strong and fast,  
To send the magic I will cast.  
And may this oil add its power,  
As the flame burns by the hour.*

But the choice of words is a personal one. And some magic weavers prefer to say the words to themselves rather than chant them aloud. As with so many things concerning spell making, there are few hard and fast rules.

Candles may also be loaded with oil. To do this, a cavity is cut into the base of the candle and the chosen oil drizzled into it. The cavity is plugged with the wax that was hewn from the candle (wax from another candle would adversely affect the magic) which is melted down and poured over the oil-filled hole. When the candle burns down to the chamber, the oil adds its potency to the magic being made.

After the spell to be cast has been chosen, the required number of candles of the appropriate colour (and holders in which to burn them) and the bottle containing the anointing oil should be put on the altar and suitably consecrated if this has not already been done. In selecting the spell, the day of the week when it is best to cast a spell for the chosen purpose, the ascendant astrological sign and the other factors that can influence a spell should all be borne in mind.

The time of day is also important when considering the planetary influences involved. Midnight, seven in the morning, two in the afternoon and nine in the evening, are the hours believed by many to be

the hours when the influence of the ruling planet is at its strongest. There are many magic makers who will not cast their spells at any other times, so convinced are they of the potency that the planets add to their magic.

Many magic makers find that it helps to have the words of the spell to be cast written out and put on their altar along with a photograph or an item belonging to the person to whom the spell is being directed.

After opening rituals have been performed and the candles, holders and oil have been consecrated, it is the time to anoint the candles and cast the spell. It is best to try to ensure that there will be no interruptions, so the telephone answering machine will have been switched on and family members asked to make as little noise as possible during the half hour or so it takes to cast the spell.

Once the spell has been started, it should be continued right through to the end without interruption, which would weaken the power of the magic. This is why visualization can be such a boon: with the mind totally focused on the magic being made, any outside interruptions will not interfere with the concentration necessary to weave a spell.

Some spells have to be performed over a series of days if they are to be really effective. If this is the case, it is best to cast the spell at the same time each day. Normally the same words are spoken, but there are some spells that require different words to be spoken as the days progress.

There may be times when a candle is blown out accidentally when the spell is being cast, and here opinion divides. Some take it as a sign that the magic is not working and should be abandoned to be tried again at another appropriate time or day. Others carry on regardless, believing either that the required amount of energy has already been released by that candle or that the spell is complete. If it happens on the last day of an ongoing spell, any other candles being used are allowed to burn down and the spell brought to an end in the prescribed way. One thing that those who differ do agree on is that the offending candle should never be relit.


It is also not unusual for a candle to flicker or flare during a spell weaving session. This is often taken as a sign that any entities that have been summoned are manifesting themselves and are lending their powers to the magic being made.

If a candle used to represent a person is burning particularly strongly, this is often taken as a sign that they are dominating the situation, displaying higher than normal energy levels or have strong feelings about the reason for which the spell is being cast.

A weak flame implies that there is strong opposition to the manifestation of the intent of the spell and that the spell will have to be repeated at a later, suitable day. Or it may mean that the person represented by the candle is in a submissive position in their situation, perhaps

succumbing to the illness the spell is attempting to banish, or that they are weakening emotionally.

When the spell is complete and it is an ongoing one, everything may be left on the altar in place for the next day. The candles should never be blown out as this is dismissive of the element of fire that is usually summoned at the opening of a ritual. It should also be borne in mind that while the same candle may be reused as part of an ongoing spell, it should never be reused for another one. Once consecrated for a particular purpose, a candle's energies can only be directed towards that intent. Even if there is a spell that has to be woven urgently, something that is not advisable but very occasionally essential, and the only candle of the right colour is one that has already been used for another purpose, the temptation to use it again must be resisted. Use a white candle instead. Made up of the seven colours of the spectrum, white can stand in for any of them, although the magic will probably be a little weaker than if the proper colour was used.



One of the most common uses of candle magic is to cast healing spells. Once again colour plays a vital part. For general health and healing, light blue or green candles should be used. But if the problem is more specific then there is a suitable colour to use. For problems concerned with sexual function, a red candle is called for. If fertility problems are being addressed, then a green one should be used. Violet coloured candles



should be used to help those with psychological difficulties, and yellow ones for those afflicted with respiratory illnesses. Digestive conditions are best addressed with pink candles, while if there are problems with the nervous system, an orange candle should be lit. White candles help those who are experiencing trouble with bones or teeth, and blue ones work well for urinary tract conditions. Muscular pains and weakness are best helped by purple candles.

Specific illnesses can be addressed as follows:

<i>Condition</i>	<i>Candle colour</i>
Allergies	Violet
Anaemia	Red
Anorexia	Aquamarine
Anxiety	Rose
Arthritis	Orange
Asthma	Orange/Indigo/Violet
Baldness	Violet
Blood clots	Violet
Boils	Green
Bulimia	Aquamarine
Burns	Aquamarine/Blue
Colds	Green/Violet
Constipation	Orange/Yellow/Rose
Coughs	Orange
Cuts	Blue
Deafness	Indigo
Dementia	Indigo
Depression	Orange/Indigo/Rose
Diabetes	Yellow
Diarrhea	Blue
Epilepsy	Orange/Indigo
Exhaustion	Orange
Eye ailments	Aquamarine/Indigo
Fever	Blue
Fractures	White
Gout	Violet
Headaches	Green/Blue
Hearing loss	Rose
Heartburn	Yellow
Heart conditions	Rose
Hypersensitivity	Aquamarine
Hypertension	Green/Aquamarine/Blue





<i>Condition</i>	<i>Candle colour</i>
Indigestion	Yellow
Infections	Aquamarine/Indigo
Inflammations	Aquamarine
Insomnia	Blue
Kidney ailments	Green/Rose
Leukaemia	Red
Liver infections	Red
Menstrual cramps	Yellow/Blue
Mental conditions	Indigo/Violet
Nervous conditions	Green/Indigo
Neuralgia	Red
Paralysis	Red
Parkinson's disease	Indigo
Pneumonia	Indigo
Sinus problems	Violet
Skin conditions	Yellow/Aquamarine
Skin rashes	Blue
Sore throat	Blue
Stress	Violet
Stroke	White
Sunburn	Blue
Tuberculosis	Indigo
Tumours	Violet
Ulcers	Green/Blue
Upset stomach	Indigo

### *DIY Candle Making*

As well as anointing and loading candles with suitable essential oils, you can make your own coloured candles and add essential oils or suitable herbs in the making. Some of the things used to make candles can be found around the house; others can be bought at craft stores.

*You will need:*

A large saucepan  
An empty tin can  
A knife  
Beeswax  
Wicking  
Molds\*  
Broken crayons of the appropriate colours  
Cooking oil  
Cotton wool or kitchen paper  
Cocktail sticks that are wider than the molds  
Paperclips

*\* Molds can either be purchased from a candle retail outlet or you can use something suitable from around the house. They must be watertight to ensure that the wax doesn't leak out.*

Pour two cups of water into the saucepan and heat it to the point where bubbles just start to form. Cut the beeswax into cubes with the knife and, when the water is hot, put the wax into the tin can and place it in the water to allow the wax to melt. When this has happened, add the essential oil or herb to it, saying:

*Oh magic oil/herb of root and flower  
Grant this candle healing power.  
And let it be done, that it harm no one.*

Now add the broken crayons and stir well until everything is thoroughly mixed into the molten wax. Drizzle some cooking oil onto a pad of cotton wool or kitchen paper and wipe the inside of each mold with this.

Cut the wick to the length of the mold, allowing an extra inch. Lay a cocktail stick across the top of the mold. Drop the wick into the mold, leaving the extra inch lying along the stick, using a paperclip to hold it in place.

Pour the wax into each of the molds, almost, but not quite up to the top and allow it to cool and harden. When the wax has set, the candle should slide easily out of the mold.



Use the following herbs and oils for the conditions specified:

---

Alcohol abuse	<i>Angelica</i>
Anxiety	<i>Catnip/Fennel/Valerian/Witch Hazel</i>
Arteriosclerosis	<i>Hawthorn</i>
Arthritis	<i>Garlic</i>
Asthma	<i>Anise/Coltsfoot/Daisy/Garlic/Nettle</i>
Bladder infections	<i>Goldenrod</i>
Bronchitis	<i>Angelica/Coltsfoot/Horseradish</i>
Bruises	<i>Aloe Vera/Comfrey/Shepherd's Purse</i>
Burns	<i>Aloe Vera/Comfrey</i>
Cancer	<i>Crimson Clover</i>
Chest complaints	<i>Coltsfoot</i>
Colds	<i>Blessedthistle/Elderflower/ Horehound/ Horseradish/ Rosemary/ Wormwood</i>
Colic	<i>Chamomile/Rosemary/Yarrow</i>
Constipation	<i>Dandelion/Elderflower/Fennel/ Horehound</i>
Cuts	<i>Aloe Vera/Comfrey/Shepherd's Purse</i>
Delayed periods	<i>Aloe Vera</i>
Depression	<i>Lavender/Rosemary/Saffron</i>
Diarrhea	<i>Alder/Chamomile</i>
Dysentery	<i>Comfrey</i>
Eczema	<i>Goldenseal/Witch Hazel</i>
Edema	<i>Hawthorn</i>
Emphysema	<i>Coltsfoot</i>
Eye ailments	<i>Eyebright</i>
Fatigue	<i>Lavender/Rosemary</i>
Fever	<i>Catnip/ Coriander/Dogwood/ Elderflower/Ginger/Horseheal/ Lady's Mantle/Mugwort/Pennyroyal/ Saffron/Thyme/Vervain/Yarrow/ Wormwood</i>
Flu	<i>Cinnamon</i>
Gallstones	<i>Dandelions</i>
Gout	<i>Strawberry Leaves</i>
Gum infections	<i>Myrrh</i>
Haemorrhoids	<i>Elderflower</i>
Headaches	<i>Lady's Mantle/Lavender/Peppermint/ Thyme/Willow Bark</i>
Heart conditions	<i>Hawthorn/Rosemary</i>
Hypertension	<i>Rosemary</i>

---

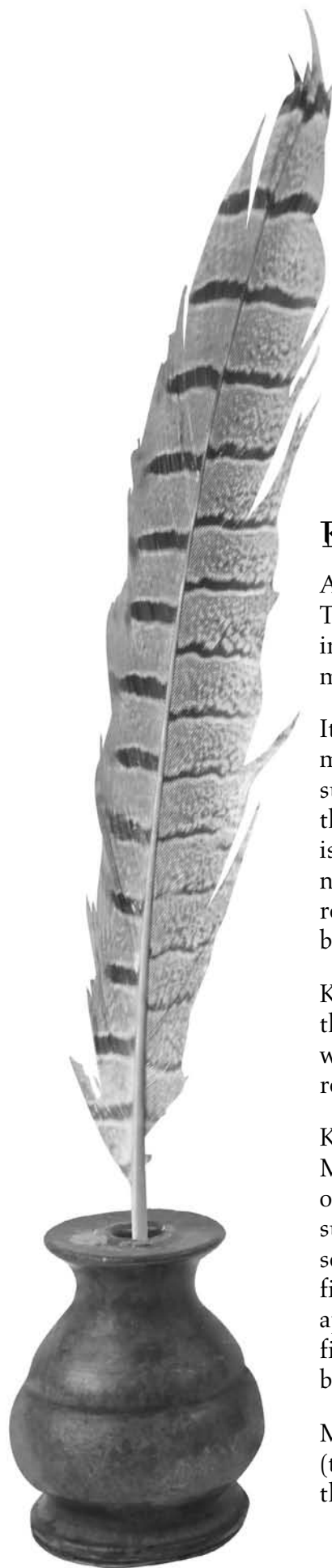





---

Impotency	<i>Elderflower/Ginseng/Jasmine/ Lavender/Mandrake</i>
Infections	<i>Dogwood/Garlic/Myrrh/Violet</i>
Infertility	<i>Mandrake</i>
Inflammations	<i>Chickweed/Goldenrod/Lady's Mantle/ Witch Hazel</i>
Insomnia	<i>Goldenrod/Passion Flower/Valerian</i>
Jaundice and liver disease	<i>Agrimony/Dandelion/Rosemary/ Yarrow</i>
Kidney conditions	<i>Horseradish</i>
Kidney stones	<i>Rose</i>
Lung infections	<i>Nettle</i>
Menopause	<i>Lady's Mantle</i>
Menstrual cramps	<i>Catnip/Chamomile/Ginger/Lady's Mantle/Pennyroyal</i>
Menstrual problems	<i>Fennel</i>
Muscle aches	<i>Nettle</i>
Muscle cramps	<i>Peppermint</i>
Nervous conditions	<i>Chamomile</i>
Neuralgia	<i>Juniper/Lavender</i>
Pancreas problems	<i>Dandelion</i>
Paralysis	<i>Rosemary</i>
Rheumatism	<i>Garlic/Horseradish/Juniper/ Lavender/Rosemary/Valerian</i>
Ringworm	<i>Bloodroot/Goldenseal</i>
Skin irritations	<i>Shepherd's Purse</i>
Sore throats	<i>Alder</i>
Sprains	<i>Lavender</i>
Stomach ulcers and tumours	<i>Adder's Tongue/Comfrey/Nettle</i>
Stress	<i>Rosemary/Valerian</i>
Swellings	<i>Juniper/Valerian/Witch Hazel</i>
Tonsillitis	<i>Mallow</i>
Toothache	<i>Aloe Vera/Lady's Mantle</i>
Tuberculosis	<i>Coltsfoot</i>
Tumours	<i>Witch Hazel</i>
Vertigo	<i>Rosemary</i>
Warts	<i>Milkweed</i>
Whooping cough	<i>Thyme</i>

---



## Parchments

Many of those who practise candle magic write out what they wish for on a piece of parchment, using a quill or fountain pen to do so. Some people use special inks for this purpose, available from specialist shops or mail order companies. (Like everything else, the parchment and inks have to be consecrated.)

The parchment is usually then anointed with any essential oil that has been used to anoint the candles and is placed under the offertory candle. After the ritual has been completed, the parchment is lit with the flame from the offertory candle and dropped into a fireproof dish (some practitioners use their cauldrons for this purpose) and allowed to burn out. The ashes are then buried along with the stumps of the candles used during the ritual.

## Knot Magic

As interest in magic and spell casting has increased since the dawning of The New Age, so the interest in this ancient form of magic has intensified and once again magic makers are turning to it more and more.

It has its roots in Mesopotamia where two or three thousand years ago mystics would tie knots in a cord and focus their energies on it. A suitable incantation was chanted while the knots were being tied and as the knots were untied, thus releasing the power of the spell. Knot magic is thought to have been mainly used for healing, exorcism and banishing negativity and historians believe that after the spell had been cast, the rope was burned to make sure that the problem had been permanently banished.

Knot magic was also used to place a curse on the mystic's enemies or on the foes of those who paid them to cast their spells. In this case, the curse was knotted into the rope that was then buried to ensure that it remained active.

Knot magic spread to Ancient Greece and Rome and was used in the Middle Ages, but as knotting was seen as a woman's occupation, it fell out of favour with the, usually male, masters of Renaissance magic. It survived in fishing ports where spey wives, women with the gift of second sight, would knot the wind into lengths of rope and sell them to fisherman and sailors. When a change of direction was needed, the appropriate rope was unknotted to release the desired wind and carry the fisherman to the fishing grounds, sailors to their destinations and to bring them both safely to port.

Modern practitioners of the art of knot magic often use cords (traditionally nine feet long) of an appropriate colour for the purpose of the spell. A black cord would be used for spells cast to banish



negativity, and a brown one for those concerning the home. Yellow and gold are appropriate for magic being made to rejuvenate, heal and spread peace and happiness, while green cord is the colour to use if love, beauty, fertility and wealth are the concerns of the spell. Orange is thought to restore harmony to a damaged relationship. So does pink, which also promotes love, friendship and fidelity.

The royal and priestly colours – purple, indigo and violet – encourage psychic and mental healing – while red heals the heart when it is in physically poor shape, enriches the blood and fires passion and sexual potency. Sky blue lends itself to spells concerning study and learning and those cast to encourage communication. White stands for purity and as the colour is made up of all the colours of the spectrum, a white cord can be used for any knot magic when a cord of the appropriate colour is not to hand.

Silver cords have a special association for Wiccans to whom the power of the moon is so important. If they were drawing on its power to make knot magic, they would quite likely use a silver cord.

It is best to use cord made of natural fibre such as silk or cotton, but if the spell has, for some reason to be cast as a matter of urgency, then man-made fibre will do.

To cast a spell using knot magic all you need is a length of cord of an appropriate colour. (You can braid three cords together to strengthen the magic being made.) Consecrate it as you would everything else used in spell weaving and focus your thoughts on the reason the spell is being cast. Nine knots are tied altogether: the first at one end and the second at the other end. If you are plaiting three cords together, when you tie the first knot to prevent the braiding unravelling, say, *'By knot one, the spell is begun. May the magic run and run.'* And when the three cords are bound together and you tie a knot at the finished end, say, *'By knot two it will come true. Made for me, or made for you.'*

Those using just the one cord should say the same words when they tie the first two knots.

The third knot is tied in the middle and the fourth halfway between the new knot and the one at the right-hand end and the fifth between the central knot and the one at the other end.

The cord is knotted for the sixth and seventh times between the fourth knot and the end it is nearer to and the fifth knot and the end it is closer to respectively. And the eighth and ninth knots are tied between the centre knot and the fourth and fifth knots respectively.

As you knot, don't let the aim of the spell slip from your mind. Concentrate on it as you continue saying aloud:

*By knot three, so shall it be  
That magic powers flow from me.*

*By knot four, this power will soar  
Thank thee \*\*\*\*\* whom I adore.  
By knot five, 'twill now survive  
My magic flows, is given drive.  
And as I knot the cord times six,  
My magic, I have faith, will fix.  
The spell begins with this knot, seven.  
My magic carried by the power in heaven.  
By knot eight, let it be given.  
My magic's safe. 'Twill ne'er be riven.  
And now I make the knot of nine  
My magic, I have faith, will shine.*



---

# The Spell's the Thing

---





Spells do not have to be complicated and they do not have to involve expensive equipment. The real magic in weaving spells comes from within. Once a learner has come to understand how magic energy works and has learned how to cast spells, he or she will find an increasing ability to tap into inner powers, and that the 'props' become less important – although they are still used – in crafting spells.

There are two ways to craft spells. The first is to take an existing spell, such as the ones we are going to describe later in this book, and change it to suit the individual's need. As already said, if a spell says that a certain flower be used, a specific essential oil be included or suggests a particular altar decoration, and the spell maker knows from his or her own experience that another one works better for them, then it is right that they use their own preferences. Similarly, incantations and chants can be reworded, deities can be included or not. In fact, in magic, as in so much of life, nothing is carved in stone.

The second way is to create a new spell from scratch. This is usually done when a situation presents itself which an experienced magic maker believes can be beneficially influenced by weaving a spell, but is unable to find an appropriate one in his or her Book of Shadows. Then what else is there to do, but make a new one? The first thing to do is to research the magic correspondences to establish when the spell should be cast and what are the most suitable colours, herbs, oil, crystals and other ingredients. The more magical correspondences that are considered and included, the more powerful the magic will be.

The correspondences established, the next thing to do is to write a suitable incantation that states the need or desire quite clearly. Invocations may, if the magic maker wishes, call upon a deity to bless the spell. They can be a few simple words or they can be elaborate poetry. Rhyming incantations are traditional. 'To bind this spell every time, let the spell be spake in rhyme,' is the advice given by Lady Gwendolyn Thompson, an experienced and highly respected Wiccan. Many newcomers are embarrassed that their attempts at creating suitable rhyming incantations result in something that is little more than doggerel. They need not be. As long as the intention of the spell is clearly stated, that is all that is required. No one expects an effort worthy of the Poet Laureate!

The last thing to do is to work out the appropriate time for the spell to be cast. The day of the week may be important and the phases of the moon definitely will be. The position of the planets may need to be considered, as well as the ruling astrological sign.

All these things done, all the ingredients gathered together and suitably consecrated, it is time to relax in a warming, scented bath, don the clothes selected for the ritual and start to weave spells.

One of the most frequently asked questions about making magic is, how long does it take for a spell to work? There is no precise answer to this.

All magic makers are different: they have their individual strengths and weaknesses that will influence the outcome of casting a spell. What may work in a day or two for one magic maker, might take a week or two for another. But if a known spell is cast according to the precise instructions, and is cast during the most favourable phase of the moon and the right planetary hour, if all the correspondences have been carefully planned and if the spell weaver's will and visualization skills are strong, then the results of a spell may be felt anywhere from almost immediately to within a complete lunar cycle (28 days). Experienced magic makers believe that around two weeks is the average time it takes for a spell to work. But some spells can take much longer than this – one well-known Wiccan has a spell in her grimoire that takes a year and a day to work. Also, some spells may have to be cast more than once before they work. As with so much in life, practise makes perfect, and always remember that patience is a virtue!

Beginners in the art of making magic often wonder if a spell can be made to work every time. In a word, No! There are so many factors involved in successful magic making (see above) that if one is even slightly off balance, the outcome of a magic making ritual will be influenced. Also, if the spell weaver's concentration wanders, if energy levels are below normal, and if another believer in magic has cast bad magic in your direction, then there is a fair chance that your spells will not work. In his musical, *Nymph Errant*, the incomparable Cole Porter penned a song called Experiment! Novice spell casters can do no better than to follow suit. They should try different spells until they find a formula that works for them and if they persevere then they will find that the day will come when everything comes together and successful magic is made.

Most magic makers find that spells they cast for their own benefit or for the good of someone they are closely involved with work best and more quickly than others. The reason for this is probably that such spells concern issues about which the spell weaver feels strongly, and he or she is probably more focused and has more magic energy when making their magic.

Spells found in another's Book of Shadows may well be less powerful than spells that are self-created. When you use someone else's spells you are merging your energies with those of whoever created the spells. And the energies of one magic maker may be completely incompatible with those of another. If this is the case, then no matter how often an attempt is made to cast that person's spells, it simply won't work, or if it does, the potency of the spells will be diluted.

Some would-be spell casters are concerned that magic is contradictory to Christian belief. They can be reassured that this is not the case. In fact, magic and the Christian faith have several things in common. Prescribed prayers are in effect incantations. The cross could be considered to be an amulet. Many of the saints respected by Christians were pagan in origin, and many Christian festivals have their roots in pagan festivities. In the



Middle Ages when witch-hunting was common, many Christians worked spells in the name of Jesus and wore talismans to protect them from evil. And the miracles worked by Jesus could be interpreted as magic. So any doubts about making magic being anti-Christian can be dispelled.

Another worry is that once cast, a spell cannot be reversed. This is not so. Most, if not all, spells can be reversed if the right technique is used. One of these is to repeat the spell in reverse fashion, saying any incantations backwards. Another method is to cast a spellbreaker, which can also be used to reverse the magic of others, although this requires much more energy than reversing one's own spells.

One common spellbreaker involves candle magic. It works best when Aries or Scorpio are ruling and should be cast when the moon is waning. Once the circle has been cast and the elements invoked (which is necessary in spell breaking), light suitably coloured altar candles and burn appropriate incense. Now anoint a purple candle (a seven-knob one works best) – there are special oils easily obtained from specialist shops for this purpose. They include chilli pepper, cyclamen, geranium, juniper and mimosa oils as well as the more exotic flying devil oil, jinx removing oil and spell-breaker oil and other specially prepared concoctions. Now light the candle and focusing on the flame say whichever of these incantations is more suitable.

If someone else has directed the spell towards you, say:

*Mystic powers of wax and flame  
Let this spell be now reversed.  
Remove its power from my path  
And let its sender, know so first.*

If it is one of your own spells that you wish to reverse, say:

*The spell I cast be broken,  
Let it weaken by the hour.  
May things return to what they were,  
Before I worked my power.  
And it harm none, so be it.*

The old saying that the only way to bring a spell to an end is to cast another spell is not necessarily true. Few spells cast are permanent. Most have to be recast regularly to maintain their magic power, and if this is not done then the spell's effects will gradually wear off.

May your magic making be successful and as it harm none, so be it.



---

# The Book of Shadows

---







If we lived in an ideal world and there was magic to be made, we would open a circle every time and invite the four elements to bless and witness our magic making. This is done by lighting a candle to honour each of them. To do this, light a candle in each quarter of your sacred space – one in the east to represent air, one in the south to represent fire, one in the west to represent water and one in the north to represent earth. A fifth candle, representing spirit, is put in the middle of the circle.

As you light the east candle say:

*I call upon the element of air to be present and to bless the work to be done.*

Hold the candle to the east for a moment and say:

*Hail and welcome!*

Set the candle in its holder in the appropriate quarter. Repeat this with each of the other four candles, asking each element for its presence and blessing.

If you can do this, your spells will be all the more effective. But there are times in all our lives when the demands of time make this impractical. But if you can't, try and adapt the spells to suit the time available. The most important thing in making magic is a deeply held belief that it will work, and sincerity.

In giving the recipes for the spells that follow, rather than preface each one with, 'Cast the circle and perform the usual opening rituals,' we will in most cases assume that this has been done, unless time is of the essence and you make the decision to go ahead and cast a shortened version of the spell.

Similarly, instead of repeating, 'Put the essential oil in an oil burner, place it on the altar and light it, so that its fragrant fumes fill the air and add potency to your magic', where an essential oil is included in the ingredients of a spell, or plays a more active role – being used to anoint a candle, for example – please take it as read.

All the ingredients used should be suitably consecrated and arranged on your altar. Some of them – crystals, for example – may play no obviously active part in the magic, but they add power to the spell being cast because of their association with the purpose of the spell. As with so much concerning magic making, altar decoration is very personal. Unless certain oils, crystals and the other accoutrements involved in strengthening spells are specified, use ones that have associations with the purpose of the spell or that you know work well for you.

Talismans and amulets have not been listed. These are so personal to the magic maker that it is up to them which ones are used for the spell being cast.

Certain elements common to many of the spells have not been listed each time. These include:

- The four candles used to evoke the elements' blessings and altar candles
- Candle holders
- Matches or tapers
- An essential oil burner
- A fireproof dish in which to put spent matches and tapers
- Tissues to clean any spilt materials

Ensure that you have everything you are going to need in place before performing the opening rituals. Having to go and collect something that has been forgotten is not only time-consuming, it breaks concentration which is one of the most important ingredients of any spell. Also leaving and re-entering the circle weakens it. So, let your motto be, 'Be prepared'.

Many of the incantations may read like little more than doggerel – bad doggerel at that! Please don't be put off by that. Magic makers can't be expected to be Shakespeare! The words we have chosen are suggestions. Feel free to use your own words!

After each part of a spell has been performed, and at the end of the magic making, it is common practice to ask that, in making your magic work, the powers in whose presence the spell is made do harm to no one.

The words we have chosen – *And let it be done, that it harm no one* – are popular with many magic makers. But any suitable words may be used.


May the magic you make be successful. And let it be done that it harm no one.



---

# THE SPELLS

---









---

# Spells to find Love

---





## A Spell to Evoke a Romantic Response

If you are attracted to someone but there is no response, this spell may do the trick. It won't make them fall for you, but it will make sure that nothing stands in the way. The spell works best if it is cast on a Friday.

You will need:

- A wine glass
- A plain gold ring
- 80 cm of red ribbon
- A crystal of rose quartz
- A bowl of red flowers
- A picture of the person you wish to attract, if available

Stand the wine glass on your altar. Thread the ribbon through the ring to make a pendulum and, holding the ribbon between your thumb and forefinger, let the ring hang in the rim of the glass, without letting it touch the sides .

Say aloud your name and the name of the person you are attracted to. Pause for a moment then repeat both names again and then once more. Look at the picture (if you don't have one, bring one into your mind's eye) and spell their name out loud. As you say each letter, let the ring tap against the glass.

Tie the ribbon round your neck, the ring resting on your heart and bring the magic making to an end. Wear it for three weeks, taking it off only to repeat the spell on the next three Fridays.

If after the end of the third week there has been no sign that your interest is being reciprocated, then perhaps it's time to realize that some things are never meant to be.



## A Spell to Win Affections

This spell takes time to cast its magic but if, after a week or two, the person whose affections you are trying to win does not seem to be responding then perhaps the fates are advising you to look elsewhere for love.

You will need:

- An onion
- A new flowerpot
- Potting compost
- A bolline or burin (see pages 36-37)
- Jasmine essential oil
- Patience

Scratch the name of the person you are in love with on the base of the onion with the bolline or burin and plant it in the flowerpot. Focus on the flowerpot for a moment or two, then say:

*Plant take root and grow shoots.  
Shoots grow into leaves.  
May a flower bloom among them.  
And as the flower blooms,  
May \*\*\*\*\*'s love for me  
Take root, bloom and flower.  
And let it be done, that it harm no one.*

Close the magic making in your usual way, before putting the pot on a window sill that faces the direction in which your love lives. Repeat the incantation every day until the first flower appears and if by then there has been no reaction then look to pastures new.





## A Spell to Make Love Grow

Whirlwind romances may be the stuff of romantic novels, but in real life flames that are the quickest to take, burn out and are the first to die. This spell takes time to work but it is very effective. It should be done on a clear night during a waxing moon.

You will need:

- A packet of seeds
- A new flowerpot
- Potting compost
- A small copper coin

Before you open your circle take the coin outside and hold it up to the moon, focusing your mind on the one whose thoughts you are trying to direct towards you.

Now go to your sacred space and, the opening rituals completed, bury the coin in the flowerpot. Sprinkle the seeds on top to form the initials of the other person's first and last name. As the seeds germinate and start to shoot, so love should take root and blossom in your life.




## A Spell to Revive Passion

If passion is cooling between you and your lover this simple spell may help revive it. Ideally it demands there be a fire in your sacred space. If this is not practical, when you consecrate the laurel leaves, consecrate some coal and when you have opened your circle, leave the circle and take the leaves and the coal to your fireplace. Or if you live in a centrally heated home, you could build a bonfire or use your barbecue.

You will need:

- Lots of laurel leaves
- A fire in embers (see above)



Gaze at the embers, a picture of your love in your mind's eye, for a moment or two before throwing some of the laurel leaves onto the embers. As they smoulder say:

*Sacred leaves glow in the fire  
Warm the heart of my true love's desire.*

When the leaves have burned away, repeat the ritual twice, adding, 'And let it be done, that it harm no one,' the last time you say the words.

If the fire was in your sacred space, bring the magic making to an end in your usual fashion. If you had to leave the circle to cast the spell, return to it through the same 'door' you made in it when you left, and then perform your closing rituals.



## A Spell that has Worked for Many

This is one of many spells that have been developed over the centuries by young women eager for love. It has worked for many of them. There is no reason why it shouldn't work for you.

You will need:


A very fragrant, fresh red rose  
Two red candles

Before you consecrate the rose and the candles find out what time the sun will rise on the following morning. Put the rose and the candles on the altar, one candle on either side of the flower. If you wish to leave a suitable crystal or talisman alongside the candles, so much the better. Next morning at sunrise take the rose outside, breathe in its sweet perfume and then hold it in front of you. Focus on it for a moment or two, then say:

*Flower of love, please let it be,  
That true love is coming to me.  
And let it be done, that it harm no one.*

Go indoors and lay the rose between the candles and light them. Focus on the flame and see true love burning in the heart of the one you want to attract. Or, if you have no one special in mind, bring to mind someone with features and a nature you find attractive.

Keep the candles burning until the rose loses its bloom, then extinguish them, before burying the rose in the garden. If you do not have access to a garden you could press the rose between the pages of a favourite book of poems.





## A Simple Spell

Many people who have cast this little spell have said that, despite its simplicity, it has a high success rate in having the unspoken love you feel for someone acknowledged. It can also be cast with no one particular in mind.

You will need:

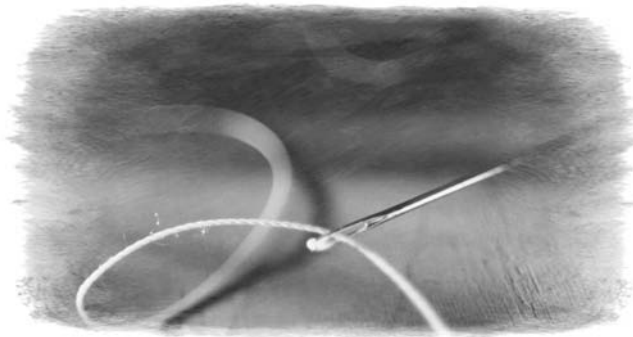
Two leaves that can be drawn on  
Green thread  
A needle  
Seven pennies

Draw a picture of yourself on one of the leaves and a picture of the person you want to return your love on the other. If you have no one special in mind and are casting this spell simply to bring love into your life, as well as an image of how you would like your lover to look, you could also add a list of the characteristics he or she should have. Sew the two leaves together with the green thread and knot it tightly.

Take the leaves to a tree that you are fond of, one with a natural crevice within which you can hide them. Making sure that they will not blow away, gently push the leaves into the crevice, saying as you do so:

*Earth, Water, Air and Fire,  
Bring me \*\*\*\*\*'s true love as I desire.  
And let it be done, that it harm no one.*

Now bury the coins around the base of the tree and trust to the elements to make your magic work.





## A Spell to Have Love Returned

Horseshoes were once easy to get hold of and were commonly hung over doors to bring good luck into the house. If there is not one at hand, and these days there probably will not be, cut one from a piece of card or paper, or maybe you can lay your hands on a miniature one that has been used as a good luck charm on a wedding cake. The spell is cast to have the love you hold in your heart for someone reciprocated. Cast on a Friday when the moon is waning.

You will need:

- A pink candle (representing the female)
- A blue candle (representing the male)
- A gold candle
- A horseshoe
- A key
- Two roses (preferably, but not necessarily, red)
- An article of the other person's clothing
- A large bowl
- Pot pourri

Female spell casters should light the pink candle first then the blue one. Men should light the blue one first then the pink. When these two candles have been lit, light the gold one and put it between the other two. Now place a rose alongside the two outer candles and put the horseshoe at the far side of one of the roses and the key at the far side of the other one.

As the candles burn, focus on your heart's desire until the flames flicker and die or you have to bring the ritual to an end, in which case extinguish the flames in the usual way.

Wrap the key and the horseshoe in the article of clothing and put it in a drawer. Leave it there for two weeks, by which time the roses will have lost their bloom. Do not throw them away. When the fourteen days have passed, take the package from the drawer and put the horseshoe, key and rose petals in the bowl. Fill it with the pot pourri and put it on the window ledge closest to where your loved one lives. Now wait and your love will come to you.



## A Spell with No One Particular in Mind

This spell is cast by those looking for true love, but who have no particular person in mind. It should be cast out of doors beside a stream or river.

You will need:

Rose petals from a living, wild rose

Wiccans will approach the rose with reverence and ask its permission before removing the petals. Then they will thank it for its generosity.

As you are plucking the petals, visualize someone who has all the qualities you think are necessary in the ideal partner – humour, generosity, compassion, whatever. Take the petals to a stream or river, hold them in cupped hands and, again visualizing the qualities you are looking for, let them drop into the flowing water, saying:

*As this bloom is taken downstream  
May I find the love of which I dream.  
And let it be done, that it harm no one.*

The spell is cast.



## A Spell for New Love

Use the power of the new moon to cast this spell to add spice to your life by bringing a new love into it.

You will need:

A salt shaker  
A pepper shaker  
Three feet of pink ribbon

As you consecrate the ingredients, think of one of the spices as masculine and the other as feminine. Then tie the female object to one end of the ribbon and the male one to the other end. As you are doing this say:

*Ribbon of love, as I bind thee,  
Please let true love find me.  
And let it be done, that it harm no one.*

Next morning, untie the two shakers, then retie them a little closer to each other, repeating the incantation. Do this each day for a week, timing it so that by the seventh day the two are touching. Now bind them together, repeating the incantation and leave them until the night of the full moon by which time either someone should have entered your life, or someone you already know will have you in their thoughts. They may not declare themselves right away, but they will eventually.





## A Spell with Small Beginnings

Love is a great thing; apple seeds are small. But great things grow from small beginnings so put the two together and true love may well blossom.

You will need:

- A piece of heart-shaped jewellery
- Some items made of copper or brass
- A piece of rose quartz
- Two red roses
- An apple
- One or two photographs of happy couples
- One white altar candle
- One pink altar candle
- Oil of ylang-ylang or patchouli
- A small flowerpot filled with potting compost
- Your knife
- A small glass of water



Decorate your altar with the heart-shaped jewellery, the copper or brass items, the quartz and the red roses before laying the photographs between the white and the pink altar candles.

Kneel in front of the altar, light the white candle and meditate for a minute or two on Venus, goddess of love, seeing yourself in a loving relationship. Light the pink candle and rise slowly to your feet, opening your arms wide above your head.

Slowly and softly say:


*Venus shining in the night,  
Bless my heart with love and light.  
Loved in truth I wish to be.  
Listen to my prayer, my plea.  
May I love and be loved in turn,  
As brightly as the candles burn.  
If I am loved help me see it.  
And harm no one. So be it.*



As the pink candle burns down, peel and core the apple. Remove the pips and press them into the compost. Drizzle some water onto them saying:

*As the seeds I have planted begin to grow.  
May the love that I have begin to show.  
And let it be done, that it harm no one.*

Now bring your ritual to an end in the usual way.



## A Spell to find Out a Lover's Initials

Those who are looking for new love and a hint as to who the lover will be, could try this quick and simple spell.

You will need:

An apple  
A bolline

And that's all.

Invoke the four elements in a quicker way than usual by standing before your altar and saying:

*Fire, Earth, Air, Water  
Spirits of the elements be with me.*

That done, peel the apple, keeping the peel in one piece. Now holding the peel in your right hand say:

*Spirits of love. Spirits of Good  
On you now I beg to intrude,  
With this token to discover  
The initial of my one true lover.  
And let it be done, that it harm no one.*

The words spoken, turn round three times counter-clockwise before dropping the peel over your left shoulder. The letter suggested by the shape the peel forms when it lands on the ground is the initial letter of your soon-to-be lover's first name.

Thank the elements thus:

*Fire, Earth, Air, Water  
I thank you for your presence here.*

The first person to enter your home will bear the same initials as your lover.



## A Spell for Love Within the Month

This spell is most potent if cast when the moon is new. And as the object of the spell weaving is to bring new love into your life, if you use nothing but previously unused materials the spell will be all the more effective and should bring a new love before the lunar month has passed.

You will need:

- A heart-shaped rose petal (if this is not available, cut a heart shape out of a piece of red paper)
- A clean sheet of white paper
- A new pen
- A pink candle
- A new envelope



On the day when a new moon is due to appear in the sky, write the following on a fresh sheet of paper with the new pen:

*As this heart glows in candlelight  
I draw my love to me tonight.  
And let it be done, that it harm no one.*

When night falls and the moon has risen, bathe and get ready for bed. Wearing freshly laundered (or new) nightclothes, light the candle and read the spell aloud.

Now hold the rose petal or heart-shaped piece of paper in front of the candle and see the flame shine through it. Place the heart and written spell in the envelope and seal it with wax from the candle.

Put the envelope in a safe place and don't give into the temptation to touch it for 28 days, by which time new love should have come to you (even if you do not recognize it at the time).





## A Spell for True Love

Tuesday, the day of the week traditionally associated with Mars, or Friday with its association with Venus, are the best days to cast this spell to encourage true love to come knocking at your door. It is, needless to say, up to you whether or not you hear it!

You will need:

- A piece of rose quartz, jade, aventurine or moonstone
- Chamomile, sorrel or bay
- Gardenias, tansies or roses bound as a posy
- Sunflower or a suitable carrier oil
- One of these essential oils: rose absolute/bulgar/maroc/  
patchouli/jasmine/ylang-ylang/geranium
- Any small item that holds romantic associations for you
- One white altar candle
- Two pink taper candles
- Your bolline or burin

Add one drop of your chosen essential oil to the carrier oil and place it on the altar with the other materials you are going to use.

Kneel in front of the altar. Light the white candle and meditate quietly in front of it. Now take one of the pink candles and very carefully use the knife to carve the symbol of Venus at the top of the candle. Put it back in its holder, and then rub some of the oil into your hands. Now dress the inscribed candle, drawing the oil towards you and visualizing that you are empowering the candle with your desire. Once the candle has been anointed, and still visualizing, rub your hands together, keeping the candle between your palms.

After a minute or two, put the candle back in its holder and take the second pink candle in hand and carve the symbol of Mars at the top. Anoint it as you did the first one, rub it between the palms of your hands then put it back in its holder.

Now light both pink candles, saying:

*Love to me please bring,*



*By the power of love so true,  
Fill my heart and make it sing,  
Rejoice and help me love anew.  
And let it be done, that it harm no one.*

Watch the pink candles burn down and when the flames flicker and die bring the ritual to an end in the usual manner.



## A Spell for the Lovelorn

Don't cast this spell with anyone special in mind lest you stand accused of trying to control his or her free will. Instead, trust to fate that whoever answers is the right one for you. The spell is most powerful if cast on a Friday when the moon is waxing.

You will need:

- A bottle of rose water
- Nine feet of white cord
- Four green candles
- One pink candle
- Charcoal and a small charcoal burner
- Twelve or so freshly plucked rose petals and some rose essential oil
- A cinnamon stick
- A gold pen
- A glass bowl filled with fresh spring water
- A bowl of earth

Have a bath or shower in warm water then scent yourself with rose water. Now, quite relaxed and refreshed, make a circle using the white cord. Light one of the green candles at each of the four major compass points of your circle and invoke the winds, facing each direction in turn, with these timeless words:

*Hail to thee East Wind  
Hail to thee South Wind  
Hail to thee West Wind  
Hail to thee North Wind  
I call for love  
And make this offering to you.*

Put the charcoal burner in the centre of the circle, lay the charcoal in it and light it. Light the pink candle with the charcoal, place it alongside the burner and begin breathing deeply until you feel your energies and emotions are properly concentrated.

Facing east, put seven of the rose petals to one side and rub rose oil onto the rest. Crush the cinnamon stick over the oiled rose petals and float them down onto the smouldering charcoal.

Now, focusing on the word 'love', use the gold pen to write it on each of the seven rose petals you put to one side and rain them into the bowl of spring water. Sit in the circle, letting the scent of the spice and the rose petals envelop your every breath until your charged energy is focused on love and love alone.

Now give yourself to your emotions – open your hands, open your heart and repeat the words of the spell seven times:

*Fill me with love that I may feel a joyous heart.  
To share with from whom I shall not part.  
Let him/her come to me of their own free will.  
And let it be done, that it harm no one.*

The words said, say your thanks and extinguish the candles. Now close your spell by winding up the cord circle counter-clockwise, taking the container of rose-scented water in both hands and holding it aloft for a moment before letting it drizzle into the earth.

The spell is cast. Have faith that the one who answers is the one who will bring love into your life.





## A Spell to find Love for the first Time

There's no need to perform the usual rituals apart from consecrating the things you are going to use to cast this spell, which is designed for those who have never been in love before.

You will need:

A fresh, fragrant red rose  
Several red candles

The night you make the magic, establish the time the sun will rise next morning and just before you go to bed, put the red rose on your altar with a red candle on either side of it. Set your alarm for a few minutes before sunrise.

On awakening, take the rose outside, face the dawn (or if you live in a flat, stand before an open window facing east) and say:

*Red rose, true love's flower,  
Please lend me your power,  
To give someone my heart,  
And never shall we part.  
And let it be done, that it harm no one.*

Put the rose back in its place on the altar and light the two candles. Spend a minute or two focused on the flames, visualizing love warming the heart of the one you desire. Repeat the ritual each night until the rose fades, using the flames of the dying candles to light new ones. When the rose dies, extinguish the candles either by snuffing them with your fingers or with a candle snuffer and bury the dead flower. As it rots in the ground, love will be kindled in the heart of your chosen one and they will soon make themselves known to you.





## A Spell for When Love is Shaky

If a love affair is getting a little shaky, try this spell to shore up the foundations.

You will need:

- A fresh apple
- A clean sheet of white writing paper
- An unused pen
- A knife
- Two pins

Slice the apple in half without cutting through the seeds. If you are casting the spell for yourself, write your own name and the name of the other person on the paper. If you are casting it on behalf of another couple, write their names on the paper. In either case, make sure that the names take up less than the width of the apple.

Now cut out the names and put the paper bearing them between the two halves of the apple. Bring them together and visualize harmonious relations restored.

Fix the two halves together with the two pins, inserting the first pin diagonally right to left and the second one diagonally left to right. Focus your thoughts on the skewered apple, trying to picture your love taking wing, flying to the person or people concerned and watching it being returned.



## A Spell to Keep a Lover Faithful

This spell is cast to keep your partner faithful if you think he or she may be tempted from the marital bed. It is intimate and brief because the ingredients include two freshly laundered items of underwear – a pair of your own and a pair belonging to your partner.

You will need:

- Two nutmegs
- A pair of your underwear
- A pair of your partner's underwear
- Some wide red ribbon
- A large envelope (white if possible)
- A binnacle or burin

Inscribe your name on one of the nutmegs and your partner's name on the other. That done, bind them together with the ribbon, saying these, or similar words as you do so:

*As I bind these fruits of tree  
Lover, never stray from me.  
And let it be done, that it harm no one.*

Wrap the nutmeg in both pairs of underwear and put them in the envelope. Slip this under his or her side of the bed. (If you put it under the pillow, they would almost certainly feel it and wonder what you've been up to!) But when they are away, you can remove it and put it under your pillow.



## A Spell Based on a Nursery Rhyme

This spell draws its inspiration from the old English folk song that goes:

*Lavender Blue dilly, dilly, Lavender Green,  
I'll be your King, dilly, dilly,  
If you'll be my Queen.*

Cast it before you go on a first date with a new friend who may or may not turn out to offer more than friendship.

You will need:

A lavender candle  
A small piece of rose quartz



After you have bathed and dressed and are all ready to go, light the candle and focus on the flame for a moment or two, visualizing how good it would be if this first date led to much greater things.

Now say the following or similar words:

*Lavender blue, Lavender green,  
In romantic light let us be seen.  
And let it be done, that it harm no one.*

The words spoken, circle the rose quartz crystal three times clockwise round the flame before extinguishing it between a finger and thumb. Slip the crystal into a pocket or handbag to take the power of the spell with you on the date.





## A Spell to fill a Lonely Gap

Everyone, at some time or other, comes to realize that there is an empty spot where love should be. This spell aims to fill that gap. It can be cast with a particular person in mind or for a yet unknown lover. Remember though, that magic should never be cast to manipulate the free will of another person. He or she may feel an attraction but it is up to them whether or not they acknowledge it. The spell should be cast on a Monday when the moon is waxing or full. Never when it is waning.

You will need:

- Three chalices
- Cinnamon essential oil (or a favourite love drawing oil) or some vanilla extract
- An orange taper candle
- Water

Light the candle and charge the oil, holding the bottle it is in up to the candlelight and rolling it between the palms of your hands, visualizing as you do so how complete your life will be when love enters it. Half fill two of the chalices with water and put them on your altar with the empty one between them. The partially filled chalices represent you and a new love, both incomplete until you are drawn together and become one. The empty one stands for what you can achieve together.

Drizzle three drops of the essential oil or extract into the empty chalice, using some suitable words to explain the purpose of the spell. If you have a particular person in mind, remember to say that you acknowledge his or her free will and that you are not trying to interfere with it.

Now with a picture of yourself and the other person enjoying each other's company in the special way that lovers do, take one of the half-filled chalices and then the other, adding a little water from each to the oil/extract-charged one. Continue doing this until the two outer chalices are empty and the centre one is full – as full as you will feel when love comes into your life.





## A Spell for Bakers

Not, strictly speaking, a spell, but a traditional way of sending out a message to a friend that you would like to take the friendship a step or two further and to turn friendship into love. It is up to him or her to respond.

You need:

- Flour
- Water
- Yeast
- A mixing bowl
- A work surface
- A recipe book
- A loaf tin
- An oven

Find a recipe book that tells you how to make bread and set to work. When you have just about finished kneading the dough, carve the initials of the person who has taken your fancy into it before giving it one last pummelling. As the bread bakes, sit by the oven, visualizing your friend and you on the road to romance. According to Central European tradition, when such a loaf is shared between the baker and the object of his or her attraction, serious romance is an absolute certainty.



## A Spell for Those Who Change Their Minds

It often happens that a relationship fails and then regrets set in and you decide that you would like to get the romance back on the road. This spell may just do the trick. Polite spell weavers may ask their old flame's permission to cast the spell lest they stand accused of being manipulative.

You will need:

- A red candle
- A handful of dried beans
- A small, heat-resistant bowl

Before you light the candle, recall how happy you and your ex-partner once were and when you are full of a warm, nostalgic glow for the way you were, light the candle and see in its flame the feelings you and the other person had for each other.

Clasp the beans in your hand and see them being filled with those feelings. Now put them in the bowl and move it clockwise above the flame (taking care not to burn yourself) seeing the beans as the catalyst that will bring you and your lover back together. As you do this, say these or similar words:

*Love that was, please be recovered.  
Let us be what we were to one another.  
And let it be done, that it harm no one.*

Later, take the beans and put them on the ground in a place that you know he or she walks regularly.



## A Colourful Spell that Takes a Week to Cast

This powerful spell is cast to attract love. It draws on the seven colours of the rainbow to lend their associated powers and by casting the spell over seven days, each of the major planets as well as the sun and the moon, give their enormous strengths to it. This makes the spell one of the most powerful in the grimoire. Plan the spell well in advance so that you start it on a Monday and the last of the magic made is on the night when the moon is at its fullest. Select a time of day when you know you will have the time to set aside to work the spell, seven nights in succession. The candle holders do not have to match the candles they hold – they can be clear or a neutral shade. The candles, at least those lit in the first part of the week, have to burn for a little over an hour.

You will need:

- One violet votive candle
- One indigo votive candle
- One blue votive candle
- One green votive candle
- One yellow votive candle
- One orange votive candle
- One red votive candle
- Seven candle holders

Arrange the candles in their holders on your altar, the violet one to the left, the red to the right with the others in between according to their place in the rainbow. Before you light the prescribed candle each night, visualize love flooding towards you – see each colour lending you its strength and see the planets smiling on your endeavours to find true love. Repeat this visualization after the candles have been lit.

On a suitable Monday, the day of the moon, light the violet candle and say either these words or something similar:

*Through violet haze my love I call,  
When moonlit rays upon him/her fall.  
And by moon's power help him/her see,  
Our love is seen and meant to be.  
And let it be done, that it harm no one.*



Keep the candle lit for at least ten minutes, seeing in its flame how happy you will be when true love comes knocking on your door, before extinguishing it in the usual way.

On Tuesday, with its associations with Mars, light the indigo candle after you have visualized as you did the previous evening and as you light the flame, say:

*Indigo, shade of twilight deep,  
May my lover enjoy deep sleep.  
Mars, in his/her dreams please let him/her see,  
That he/she and I will soon be we.  
And let it be done, that it harm no one.*

After you have focused on the flame for a moment or two, again seeing love in your life, light the violet candle and keep the two candles burning for a full ten minutes before extinguishing them.

On Mercury's day, Wednesday, repeat the ritual, saying as you light the blue candle and before lighting the violet and the indigo one:

*Candle blue please tell my love,  
We go together hand in glove.  
Mercury take a message clear,  
To my true love – far or near.  
And let it be done, that it harm no one.*

On Thursday light the green candle and call on jovial Jupiter to bless your magic making in these, or similar words:

*Candle green please burn strong,  
And tell my love it won't be long,  
'Til Jupiter says we'll be together,  
Not for now, but together forever.  
And let it be done, that it harm no one.*

Venus, most associated with love, is called upon on Friday when the yellow candle is lit, with these words or some similar:



*Candle yellow, may your flame,  
Make my lover hear my name.  
Venus, please lend your power  
And on us may your blessings shower.  
And let it be done, that it harm no one.*

Saturday is the day to light the orange candle and to call on Saturn with these words or words inspired by them:

*Candle orange, light the way,  
And make my lover hear me say,  
That Saturn smiles from on high,  
And by my side my love will lie.  
And let it be done, that it harm no one.*

And on the Sunday, when the moon is full, it's time to light the red candle – red the colour of passion – and call upon the sun to bless your love:

*Candle red and sun above,  
Kindle passion in my love.  
Let him/her know not any fear.  
The time is right. The day is here.  
And let it be done, that it harm no one.*

After you have focused on the red flame, spend a final ten minutes visualizing the spectrum of colours burning. Before you extinguish each one, starting with the violet one and working to the right, thank the relevant heavenly body and when the red candle has been snuffed out, know that you can face the future confident that love will soon be knocking at your door.



## The Last Resort

If none of the spells you have cast in trying to stimulate a jaded love affair have worked, try this one before you give up and accept that maybe things just weren't meant to be. The spell is best cast on a Friday, the day with strong associations with Venus, as it is her power you are hoping to draw on. Doing it when Taurus or Libra are in the ascendant adds extra potency.

You will need:

- A fresh piece of paper
- An unused pen
- Cardamom essential oil
- A crystal of malachite
- Green leaves (if the spell is being cast during Taurus)
- Royal blue or pink flowers (if the spell is being cast during Libra)
- A pair of scissors

Write your first name and the first name of your jaded lover on the paper.

If it is the sexual aspect of your relationship that needs stimulation draw a square round the two letters. If you are certain that this is the person with whom you wish to spend the rest of your life, then draw a circle round them.

Holding the paper in both hands, close your eyes and with a picture of the other person in your mind's eye say:

*If it be right, please let things be,  
As joyous as they used to be.  
And let it be done, that it harm no one.*

The words said, cut out the shape you have drawn and when the circle has been closed, slip the paper under your pillow.





---

# Spells for When Love is Dead

---









## A Spell to Say. 'It's Over!'

Cast this spell when you know that a relationship you are in is not going to work, but your feelings are still such that you want to let the other person down gently.

You will need:

- A small square of paper
- A fountain pen filled with black ink (a black ballpoint will do, but a fountain pen is best)
- A white taper candle
- A fireproof dish

Write the name of the person you don't want to be involved with on the paper. Once the ink is dry, light the candle and hold paper in its flame until it starts to burn. Hold the paper in front of you, trying to see the fumes curling round the person and wafting him or her away from you. When you can no longer hold the paper, drop it into the fireproof dish, still seeing the smoke carry him or her away.

Take the dish outside to as high a place as possible and with the ashes clasped in your right hand, say some suitable words, such as:

*Wind of North, Wind of East,  
Wind of South, Wind of West,  
Take these feelings to where they best  
Be appreciated.  
Please let \*\*\*\*\* see,  
That his/her love is not for me.  
And let it be done, that it harm no one.*

The words spoken, unclasp your hand and watch the ashes blow away with the breeze, wishing your old love well as they go.



## A Spell that is Bittersweet

This spell is made to help you pick up the pieces and get on with life after love has died, however hard this may be. Cast when the moon is waning, or in the first day or two of a new moon. The spell calls for a root of bittersweet, or woody nightshade. This is toxic and should be treated with great care. Spellcasters who do not wish to use it, may prefer to use a substitute.

You will need:

- A photograph of your former lover
- A fireproof dish
- A root of bittersweet
- A red velvet bag (velvet is best, but another cloth can be used)

Put the photograph in the fireproof dish and set it alight. As it burns, see all the pain you have experienced flowing from you, marrying with the smoke and vanishing into the ether. As they drift off say some suitable words, such as:

*Leave my heart and set me free.  
Please take all pain away from me.  
As my love now burns to dust,  
Help me make the moves I must.  
And let it be done, that it harm no one.*

Continue repeating the words until the picture has burned to ashes. Now, very carefully take the bittersweet in your hands and hold it against your solar plexus. Visualize your residual negative feelings flowing into the root. When you feel that it now contains all these emotions, very gently touch your forehead with the charged root as a way of indicating that bad feelings have gone and have been replaced by good ones.

Finish by wrapping the root and the ashes of the paper in the red bag, and next time you are going to be a distance away from home, take it with you and bury it. As you do so, bring a picture of your old lover to mind and take a minute or two to send thoughts of friendship and peace to him or her.



## A Spell to Make Someone Accept the Inevitable

We have all been in situations when we know that what was once love has turned to indifference. This spell makes it easier for you to make the other person accept the inevitable. The spell can be done on any day apart from a Tuesday.

You will need:

- Pumpkin seeds
- A trowel
- A sketch of your ex smiling at a new love



Take the pumpkin seeds outside to a place where you will be unseen and undisturbed. Sit on the ground and dig a small hole in front of you. Breathe in deeply through the nose, hold the breath for a moment or two more than you would normally, and then breathe out through the mouth. Do this for a minute or two and as you do so, visualize your old love standing in front of you.

Now with this picture in mind, see him or her moving further and further away from you. As he or she recedes into the distance, take one of the pumpkin seeds and bite into it, before tossing it into the hole. Carry on doing this until you can no longer see your old boyfriend/girlfriend.

Visualize how much nicer life is going to be for both of you when the relationship is finished. When the last pumpkin seed has been bitten into and dropped into the hole, lay the sketch on top of the seeds and fill the hole in, wishing him/her well as you do so. Now walk away and don't, whatever you do, look back.





## A Spell for a Love that is Slowly Dying

It sometimes happens that love weakens to affection and you know that nothing is going to kindle its fires again. Cast this spell when you realize this has happened to you and you want to let your lover down gently and stay on friendly terms. Do the ritual during a waning moon between dusk and midnight.

You will need:

- Two silver-coloured heart-shaped lockets
- A length of white cord
- A length of pink cord
- A square of dark silk or cotton
- A photograph of you and the other person
- A white candle

Thread the lockets onto the white cord and tie the ends with a double knot. As you tie this, say:

*This knot bound our hearts  
But now has come the time to part.  
And let it be done, that it harm no one.*

Untie the knot, slowly, saying:

*The ties that link us may have faded  
But let our affection remain unjaded.  
And let it be done, that it harm no one.*

Very gently slide one of the lockets off the cord, saying as you do:

*I release you, for our love's at an end,  
But please forever be my friend.  
And let it be done, that it harm no one.*

Thread the locket onto the pink cord and say:



*Now you are one, go in peace.*

Wrap this locket in the cloth along with the photograph and any other mementoes before reknitting the white cord with the other locket still on it. Light the candle and move the locket around its flame, thanking your deities for the happiness you once had and asking them that when the time is right you and your former lover will both find happiness with new partners. When the candle burns down, take the cloth package and put it at the bottom of a drawer you rarely open. Or if you prefer you can bury it in your garden.

*And let it be done, that it harm no one.*



## A Spell to Mend a Broken Heart

Cast this spell on a Friday, the day sacred to Venus, when you have been let down in love and you think your heart will never mend. It will. Some of the ingredients may have to be specially bought: make sure that they are consecrated before you use them.

You will need:

- A teabag of strawberry tea
- A willow wand
- Sea salt
- Two pink candles
- A mirror
- A pink drawstring bag
- A crystal of quartz
- A copper coin
- A crystal bowl that has some sentimental value to you
- One teaspoon of orris root powder
- One teaspoon of dried jasmine
- One teaspoon of yarrow
- A small handful of strawberry leaves
- Ten drops of apple blossom essential oil
- Ten drops of strawberry essential oil

Place one of the pink candles at the end of a bath and start to fill it with warm water. With the water running, prepare a cup of strawberry tea. When the bath is ready, light the candle and soak in the warm water until you feel relaxed enough to weave the spell. As you dry off, sip the strawberry tea and then dab the strawberry oil around your face.

Make your way to your altar and cast a circle with the willow wand. Now light the second pink candle and put the other ingredients into the bowl. Stir them thoroughly, saying as you do:

*Mother Earth I ask you for nurture and protection.  
Give me the confidence to use the strengths I have.  
And let it be done, that it harm no one.*

When everything is thoroughly mixed, look at your reflection in the mirror and say:

*Mother Earth, help me to be the person I know I am,  
And let me overcome my difficulty.  
And let it be done, that it harm no one.*

Pour half the mixture into the drawstring bag along with the coin and the crystal and close the magic making in the usual way. Leave the bowl containing the other half in a place where you will be able to enjoy the fragrance. Keep the bag with you at all times and sleep with it under your pillow until you feel that your broken heart is healing.







---

# Spells to Settle Arguments

---





## A Spell to Restore friendship

Maples, horse chestnuts, mistletoe and ash trees have long been used to restore peace where quarrels have broken out. If you can find one that is divided just above the base of the trunk so that you can climb through it with little difficulty, all the better.

You will need:

An old scarf long enough to go right round the tree

Holding the scarf in your hand you pass through the cleft in the tree nine times counter-clockwise saying:

*Where there is pain,  
Let friendship now reign.  
And let it be done, that it harm no one.*

If you cannot climb through the tree, simply walk around it.

Now do the same again, nine times clockwise, saying:

*May bitterness end,  
And ill feelings mend.  
And let it be done, that it harm no one.*

Now loop the scarf right round the tree and tie three knots to bind the ends together. As you tie the knots say:

*Knot one, sorrow end.  
Knot two, be us friend  
Knot three, heal the pain,  
Let love flow again.  
And let it be done, that it harm no one.*

After you have thanked the tree for its grace, make your way home and ask yourself if there is any reason not to make a gesture of reconciliation towards the person with whom you have quarrelled. And even if you think there is, why not ignore it and make one anyway?



## A Spell to Help Feuding Families

All families go through times when its members are at loggerheads and the atmosphere is poisonous. Usually peace is restored almost as soon as hostilities commence, but there are occasions when it looks as if nothing is going to bring people to their senses. This is the spell to use at these times. It is most potent on a Friday night.

You will need:

- A pink taper candle
- A bowl of water
- Some rose essential oil or a crystal of rose quartz
- Tuberose, morning glory, violets or meadowsweet

When everyone else is asleep, take the ingredients to your sacred space and consecrate them before lighting the candle. Spend some time focused on the flame, seeing it getting larger and larger and burning brighter and brighter, filling the house with peace and banishing all discordant vibrations. Don't be tempted to rush this. Spend as long as it takes until the visualization is complete.

Drizzle a few drops of the oil into the water or place the rose quartz in the water, before holding each bloom up to the candle flame and see them one by one being charged with peace and love. That done, take the flowers and the water round the house, room by room, inside and out, dipping the flowers into the water and using them to sprinkle it around, seeing love and peace rain down with each droplet. Sprinkle a little extra water in rooms where arguments seem to break out most – usually the kitchen or bathroom! And as you go, very softly say aloud:

*Water gentle. Flower bright.  
Restore peace and love here tonight.  
Make my family a happy one.  
By my will, this spell is done.  
And let it be done, that it harm no one.*

It shouldn't be too long until everyone is talking to each other again.






## A Spell to Stop Family Arguments

There's nothing more unsettling than being involved in a squabble with one or more members of your family that looks as if it could deepen into a full-blown row with all the unnerving and long-term consequences that may follow. This spell should help restore peace. You may have to resort to subterfuge (or a comb or hairbrush to get some of the things you will need!) but the effort should be worth it.

You will need:

- A hair from your own head and from the person/s you are squabbling with
- Red thread
- A light blue taper candle
- Petals from a deep-red rose

Rub the hairs between your fingers to twist them together, and wind them round the red thread in the same way. Twine them clockwise three times round the candle, about a third of the way down, and put the candle in the centre of a pentagram made from the rose petals. When you feel the moment is right, light the candle and focus on the flame for a moment or two, visualizing how much better life will be when harmony has been restored. Now say something along these lines:



*Among those with whom I live my life,  
Please send harmony to replace strife.  
And let it be done, that it harm no one.*

The spell is cast when the candle burns down through the thread. Now why not take the first step in making up? Pride can be hard to swallow, but the effort will probably be well worth it.



## A Spell for Friends Who Have Fallen Out

If you have argued with a friend and want to make up but are unwilling to take the first steps, this is the spell for you. It is best done during a waxing moon but if you are really desperate that peaceful relations be restored, then there is no reason why it can't be cast when the moon is waning. Don't cast it though during the three days when the moon is dark. It simply won't work.

You will need:

- A photograph or something belonging to the other person
- A photograph of yourself
- A paper clip
- Basil essential oil
- Some nettles
- A crystal of garnet

Clip the two photographs together. Or if you are using something belonging to the other person, clip your photograph to it. Now say:

*Let friendship and harmony be restored.  
On troubled waters, oil has poured.  
And let it be done, that it harm no one.*

And that's all there is to it.

After you have brought the magic making to an end, take what it was you clipped together and put them at the bottom of a drawer you don't open very often. If after a week has passed there has been no response, you could repeat the spell. Or you could take the first step and make that peace-restoring call. And what could be more magical than that?



## A Spell for Burying the Hatchet

This spell is cast, in the words of St Francis of Assisi, 'to bring peace where there is strife' within a family or a friendship. Everyone involved has to be present and even if they don't believe in magic making, they must not laugh or scoff at it. The spell is inspired by the phrase 'bury the hatchet' and comes to us from the southern states of the USA and the Caribbean where voodoo still has a hold on many people. Voodoo may have an unsavoury reputation, but many of its spells are innocent and are to be cast with good intent.

You will need:

- A sapling tree or a young shrub that will grow to a fair size in maturity
- An unused hatchet
- Ribbons of the astrological colours appropriate to each member of the family or those involved in the friendship
- A strand of hair from each person
- A spade

Dig a hole deep enough to support the sapling or shrub and drop the hairs into the bottom. As each one goes in, visualize the ill feeling in that person (not forgetting your own) evaporating and being replaced by good will. Now tie the ribbons round the hatchet and ask everyone to form a circle round the hole. Pass the hatchet counter-clockwise round the circle asking each person to hold it for a few moments: they can remain silent or say any appropriate words that come into their heads before passing it on to the next person.

This done, lay the hatchet on the upturned palms of each person's hands before putting it into the hole. Now everyone takes a gentle hold of the tree or shrub and puts it into the ground, on top of the hatchet.

As the hole is filled, visualize the argument being buried for good, along with the hatchet. And if some suitable words come to mind, don't be afraid to say them.





## A Spell to Mend a Lovers' Quarrel

Cast this spell at midnight after you and your lover have argued so badly that things seem to be at an end.

You will need:

Two silver pins  
A red candle  
Any red crystal  
Some red flowers  
A red altar cloth

Spread the cloth on your altar. Put the candle in the middle and arrange the flowers and crystal around it. Once the opening rituals have been completed, pierce the candle with the two silver pins, one higher than the other, and light it. Focus your thoughts on your lover and when the flame reaches the first pin say aloud:

*To the Spirit of Love I now attend,  
Don't let our love come to an end.  
And let it be done, that it harm no one.*

Repeat this until the flame reaches the second pin, then say:

*May \*\*\*\*\* and I be one again,  
By the warmth of this candle flame.  
And let it be done, that it harm no one.*

When the candle burns out bring the ritual to an end. And now for the hard part. Even if you feel you were blameless in the break-up, swallow your pride and make that telephone call. Your humility will be well rewarded.





---

# Spells for Health

---





## A Spell to Restore Good Health

When Pisces is in the ascendant and the moon is nearing fullness, find a suitable Sunday to cast this spell to restore someone to health. Green or yellow altar decorations are the most appropriate.

You will need:

- Something cast from gold
- A white altar candle
- A green taper candle
- A dish of daffodils or yellow roses
- A crystal of clear crystal quartz



Light the white candle, focus on it for a few moments and visualize the person to whom the spell is being directed as being in perfect health. (There is no reason why that person should not be you.) With a picture of the ill person as he or she is now in the mind's eye, light the green candle and as the flame grows brighter, see their health improve.

With the flame burning at its brightest say aloud:

*Body be healthy. Body be strong.  
Sing out voice in happy song.  
Perfect health to \*\*\*\*\* restore,  
And may it stay so evermore.  
And let it be done, that it harm no one.*

Allow the candles to burn out before bringing the ceremony to an end.



## A Spell for Healing

Cast on a Sunday evening during Pisces. The closer to the new moon the better. The spell demands a green candle and green altar decorations but if there is no green candle available, a yellow or violet one will do. But remember to substitute matching altar decorations.

You will need:

- Two teaspoons of almond oil (or any suitable carrier oil)
- Sandalwood essential oil
- A bottle
- A crystal of quartz
- A sprig of lavender
- A white altar candle
- A green taper candle (see above)
- A bolline or burin

Add three drops of sandalwood oil to the carrier oil and empower it by rolling the bottle between the palms of your hands. Light the white candle and meditate on how much better life will be for either you or whoever you are directing the spell to when their health improves.

Inscribe the green candle with the number '3' and anoint it with the charged oil, drawing the oil towards you if you are casting the spell for your own benefit, away from you if it is being cast for the benefit of someone else. As you bless the candle, visualize that you are empowering it with glowing health.

Light the candle and say:

*Sure and quickly healing flow,  
Please make \*\*\*\*\*'s illness go.  
Powers that be I request,  
You let it be, and for the best.  
And let it be done, that it harm no one.*

Bring the spell making to an end and go back to the more mundane things in life, confident of a healthier future for yourself or your friend.





## A Healing Spell that Uses Knots

Using knot magic and a simple incantation can help to restore health either to yourself or someone else. This spell draws on the power of the number '6', which is associated with the sun, drawing from it all that celestial body's restorative and regenerative power. The number is also linked with nurturing, family love and service to others, which makes it an appropriate spell to cast on behalf of someone else. And as royal blue and indigo are the colours associated with '6', using a cord of either of these hues strengthens the magic.

You will need:

- A piece of cord just over eight inches long
- Salt
- A tin
- Paper
- A fountain pen
- Sealing wax or Sellotape



Mark the cord at six equal intervals so that you have seven equal lengths. Tie a knot at each mark, starting with the two central ones, then the ones at either end, finishing with the ones in between, saying each time you tie a knot:

*Sickness, no one needs you to stay.  
If you please, go away.  
By these knots I say, 'Depart!'  
And leave me/\*\*\*\* in better heart.  
And let it be done, that it harm no one.*

Now write the words of the incantation on the paper, put the cord in the tin and fill it with salt. Seal the tin with the paper and bury it under a favourite tree or bush.



## A Spell with a Basket

If someone you know is in low spirits or perhaps in ill health, wish him or her well with this charmed basket.

You will need:

- A wicker basket with a handle
- A suitable plant (if you have grown it yourself, so much the better)
- A flowerpot that will fit into the basket
- Three spiral seashells
- An amethyst crystal
- A piece of rose quartz

Choose a plant that is appropriate to your friend's condition or illness. If he or she is feeling vaguely unwell, some larkspur or pimpernel would be a good choice, and if the plant is sweet smelling, so much the better.

Put the shells, amethyst and rose quartz outside in a spot that catches the moonlight and leave them there for the seven nights before the moon is at her fullest, to charge them with her energy. First thing on the morning after the full moon, plant the chosen plant and wash its leaves with dew. If the plant has leaves and tendrils long enough, weave them around the handle of the basket. Lay the moon-charged shells and stones on the soil and say:

*As with love this gift is given,  
May \*\*\*\*\* from \*\*\*\*\* be driven.  
And let it be done, that it harm no one.*



## A Spell to Break Unhealthy Habits

If you smoke too much and want to quit, drink more than your fair share and know it, or eat a bit too much and are a few pounds overweight but find it impossible to stick to a diet, this spell should help.

You will need:

A flowerpot  
Potting compost  
Hyacinth bulbs or some sweet-smelling herbs

Fill the pot with the compost and plant your bulbs or herbs. As you do this, see yourself addiction-free or sticking to your diet, and looking much healthier as a result. Pat the compost nine times with your finger, saying:

*Oh Powers that make these bulbs/herbs to grow,  
I ask that my addiction too shall go.  
And let it be done, that it harm no one.*

Next time you find yourself giving into temptation (and let's face it we are all human) take the offending cigarette, drink or bun to somewhere you can shred it or pour it into a suitable container. Take this to the flowerpot and plant or pour a tiny amount into the soil and say:

*Mother Earth, I bury this that you may,  
Give it new life, through decay.  
And let it be done, that it harm no one.*

Inhale the fragrance of the plant, thanking Mother Earth for her grace and dispose of the rest of the offending substance. Next time you are tempted, go to the pot and smell the plants, again thanking Mother Earth for the lovely aroma.

Some people who have used this spell plant two lots of bulbs or herbs and keep one at home and another in the workplace.





## A Spell for Women of a Certain Age

Apart from giving birth, perhaps the most demanding time in a woman's life is when she is going through the menopause. The physical changes taking place within the body are accompanied by all sorts of negative emotions. This spell should help women who are going through or approaching 'the change', enable them to see it as a transitory thing and that they can emerge from it as 'new women' in every sense of the phrase. The spell should be cast out of doors.

You will need:

- Seven sprigs of broom
- A length of orange ribbon
- Two ears of wheat
- A sprig of rose-hips or some hawthorn berries on the twig
- Some fresh lavender
- The petals from a red flower or, in autumn, some red leaves
- Some sand
- Seven ice cubes
- A bowl

Bind the broom sprigs with the orange ribbon and put the broom they form to one side for the time being. Lay the wheat on the grass, the stems crossed. Put the rose-hips or hawthorn berries on top of them and sprinkle them with the lavender. Sprinkle the sand in a circle, the radius of which should be a little wider than your outstretched arms. Lay the petals or leaves in a circle just beyond the sand. Use the ice cubes to form a circle around the lavender-scented wheat and hips/berries. Kneel on the ground, just outside the circle, then lean forward with your hands touching the ground on either side of the sand/petal circle. Now lean back and watch the ice cubes melt. As they do so, trace a hand three times counter-clockwise around the circle, saying:

*Tensions go with melting ice,  
As I bless this circle, thrice.  
Remembered pleasure. Forgotten sorrow.  
Help me smile on my tomorrow.  
And let it be done, that it harm no one.*



When the ice cubes have melted, sweep up all the other ingredients with the bound broom sprigs. Put them in the bowl and scatter them on a flower or herbaceous border, saying:

*May the changes happening deep within,  
Make me a stronger and wiser woman.  
And let it be done, that it harm no one.*

You will get through it. Very few women don't and there's no reason why you should be one of those who see their life as permanently blighted by the menopause.



## A Spell to Help Conquer Dependence

We live in stressful times and, sadly, many of us turn to alcohol or other props to help us cope with the pressure of modern life. Willpower is, needless to say, the key to helping us lessen our reliance on them. But sometimes willpower needs a little help. This spell may just do the trick for those who know deep inside that they are abusing alcohol. It should never be cast by recovering alcoholics for whom one sip of alcohol can reverse the progress already made. The spell can also be cast to help others overcome their dependence. It should be cast outside in a sheltered spot where the candles will burn without danger of the breeze blowing them out.

You will need:

- A crystal of amethyst
- An orange taper candle
- A purple taper candle
- A red taper candle
- A glass of wine

Put one candle at each point of an imaginary triangle large enough for you to sit within. Sit cross-legged facing the orange candle, the red one behind you to the left and the purple one behind you to the right. Put the wine between you and the orange candle, with the crystal alongside it. Before you light the candles, take several deep breaths through the nose, and hold them for a count of seven before breathing out through the mouth. As you inhale and exhale, visualize the crystal becoming empowered with your willpower. When you feel ready, light the candles, take the crystal in your hand and clasping it tightly, say:

*Orange candle, please restore my balance.  
Purple candle, please restore my inner harmony.  
Red candle please restore my courage,  
That I may live my life, dependence-free.  
Crystal I know I need your power.  
Grant that it around me shower.  
And let it be done, that it harm no one.*

These words (or words of similar sentiment) spoken, return the crystal



to the ground and pick up the wine glass. Take one sip of wine and say:

*Powers that will, please help me see,  
I need not alcohol to be me.  
And let it be done, that it harm no one.*

If you don't want to swallow the wine, spit it back into the wine glass, before pouring its contents around the outside of the circle, saying:

*What came from the earth I now return,  
Its power o'er me no longer burn.  
And let it be done, that it harm no one.*

Pick up the crystal, saying:

*Please be with me every hour,  
Protecting me from alcohol's power.  
And let it be done, that it harm no one.*

Keep the crystal in your pocket or handbag and whenever you feel the temptation to have a drink, simply excuse yourself from the company you are in, go to the lavatory, take the crystal in your hand and repeat the last invocation.

The spell can also be cast to help overcome other addictions by substituting a cigarette or whatever for the wine.





## A Kite Spell for Health

People of the Far East have used kites for thousands of years to carry their messages to their gods. Why not follow their example? If you don't want to go to the expense of buying a kite, you can easily make one. The spell is best cast on a breezy day!

You will need:

- A kite (one with not too strong string is best!)
- Suitably coloured ribbons
- Scraps of paper
- A pen (if you choose one appropriately coloured for the illness, so much the better)
- String

Tie the ribbons to the kite and write down your wish for improved health or recovery from a specific disease/condition on the scraps of paper.

Tie these to the tail of the kite and as you do, say:

*Knot I tie,  
Kite I fly,  
Cast my wishes,  
In the sky.  
And let it be done, that it harm no one.*

Make sure the tail is tied not too tightly to the kite before taking it outside to a hilltop or somewhere you can fly the kite. Let it soar into the sky and as it goes higher and higher, repeat the invocation. Keep hold of the string, feeling it become tighter and tighter until it snaps and the kite is free to fly in the wind, taking your wishes with it. Watch it go, shouting at the top of your voice:

*Powers that be,  
I ask you to see,  
That I be free,  
From illness  
And let it be done, that it harm no one.*

Let your hopes soar with the kite and good health will come back.







---

# Spells to Attract Money

---







## A Spell to Attract Cash

This draws on the power of the element of air to bring you some extra cash within a week and a day.

You will need:

- A square of green cloth
- Allspice
- Borage
- Lavender
- Saffron (which is expensive so use it sparingly)
- Three silver coins (if you have old silver threepenny pieces commonly put in Christmas puddings, so much the better)
- Gold thread
- Silver thread

Breathe on each of the silver coins in turn, saying something along the lines of:

*Spirit of Air, to you I pray,  
Send some money down my way.  
And let it be done, that it harm no one.*

Now put the coins and the spices in the bag. Tie four knots in the gold thread and four in the silver and use the knotted threads to tie the bag. Put the bag in a safe place – preferably a cool, dark one – and leave it there for eight days. If by then some extra money has not winged its way in your direction then cast the spell again... like all spells it may take some time to weave its magic.



## A Spell to Make You Think About Money

Before you make this particular piece of magic, think about your attitude to money for a little time. Do you squander it like a reckless spendthrift? Or are you a veritable skinflint? If you have money problems, visualize what life would be like if they evaporated. And think how much you would need to see yourself as financially comfortable.

You will need:

- A small bowl
- Seven coins
- A green taper candle

Put everything on your altar along with lucky charms and talismans whose power strengthens your magic. And if you decorate the altar with a green cloth and some glossy leaves, all the better.

Once a day, drop one of the coins into the dish and on the seventh day, pick up the candle and, thinking about the opportunities having more money would create for you, visualize prosperity flowing into it. When you feel the time is right, put the candle in the middle of the altar, pick up the dish with your right hand and let the coins cascade into your left one.

Place one of the coins in front of it, saying:

*May more money flow my way,  
Now and every other day.  
And let it be done, that it harm no one.*

Put another coin to the left of the first and repeat the incantation. Continue doing this with each of the coins in turn until you have made a circle around the candle. When the circle is complete, light the candle and visualize the seven coins investing the candle with their power before sending it out into the atmosphere.

As the candle burns, focus on its flame and think again about your



attitude to money and how it could be changed to make you a financially more responsible person. (If you were already such a person, you wouldn't be casting this spell!) When the candle has burned out or the time has come for you to extinguish it, return the coins to the bowl. Each day put one of the coins in your pocket along with your loose change, replacing it with one or two from the change left over from the previous day. And if you make sure that there are always at least seven coins in the bowl, you will find that you are becoming a more financially acute person and opportunities to make more money will come to you. It is, needless to say, up to you whether or not you recognize them and, once recognized, seize them!



## A Spell to Make a Money Bottle

This spell has its roots in voodoo and originally called for Spanish gold or silver coins! Adapted for the 21st century, it still retains its power to draw money to the spellweaver. The ingredients call for five of various things: '5' like all numbers from '1' to '9' has its own significance. Its sign is Gemini, so if this spell is cast when that sign rules, it will be all the more powerful. It is associated with freedom and risk-taking, change, quick thinking, youth and communication.

You will need:

- Five pennies
- Five nickels
- Five dimes
- Five quarters
- Five cloves
- Five kernels of dried corn
- Five cinnamon sticks
- Five teaspoons of dried flour
- Five sesame seeds
- Five pecan nuts
- Five allspice
- Five grains of rice
- One tall, thin glass bottle

Put all the ingredients in the bottle. (As '5' is associated with the colour turquoise, a bottle of that colour would add potency to the spell.) Ensure that the top is secure before giving the bottle a good shake for five minutes and saying such words as:

*Copper gleam. Silver shine.  
I ask you please to make wealth mine.  
And let it be done, that it harm no one.*

Put the money bottle on the table where you leave your wallet and loose change when you empty your pockets, or, if you make your magic unknown to others, then you can bury the money bottle near your home.



## A Spell that Uses Seaweed

If you have suffered any sort of financial reverses, this spell will help you to turn the tide. The ritual is performed on a beach when the tide is at its height. If you are wealthy enough, use a real pearl! Otherwise, a mother-of-pearl button will do.

You will need:



- Two oyster or mussel shells
- A pearl or a mother-of-pearl button
- Seaweed
- Green twine
- A stick

Put the pearl inside the shells, holding them open side to open side and cover them with seaweed. Bind the seaweed parcel together with the twine. Draw a circle in the sand with the stick, just above the tide line. Put the shells into the circle and when it is covered by an incoming wave, say:

*I return what was yours, Great Sea,  
Please restore my prosperity.  
And let it be done, that it harm no one.*

Some magic makers who have profited from this spell wait until the tide turns and cast the bound shells into the seventh wave.





## A Spell to Cast on a Beach

Another spell asking for money and another spell cast on a beach. And why not? In these days when there is so much pressure on our pockets, anything to boost the bank balance is to be welcomed. This time the spell is cast at sunset.


You will need:

- Seven gold or gold-coloured coins
- A gold-coloured fabric bag

With the sun behind you, put the coins into the bag and wade out to sea a little, following the reflection of the sun's rays on the water, which you should try to see as a golden pathway, leading to the horizon. Take one of the coins out of the bag and drop it into the water, saying:

*Setting sun cast gold on sea,  
And bring prosperity to me.  
And let it be done, that it harm no one.*

Paddle out a little further and drop the second coin into the waves, repeating the words of the spell and continue until all the coins have been cast. The spell works more efficiently if the coins are dropped on seven successive waves. When the last coin has been cast, walk round in a clockwise circle seven times, visualizing money filling the now empty bag, then follow the golden path back to the beach.





## A Spell that Banishes Poverty

Say goodbye to poverty with this spell that is popular in the Caribbean and with spell weavers who live in the southern states of the USA.

You will need:

- A small bowl
- Salt
- Sugar
- Rice
- An open safety pin

Fill the bowl with equal amounts of sugar, salt and rice. Put the open safety pin in the middle of the bowl. As you do so use your own words to ask the elements or the deities you believe in to ensure that no matter how long you live you will always have food in your stomach, money in your pocket and a roof over your head.

If you have a garden, put the bowl in a sheltered spot. Or if you live in a flat you can put it on a sheltered window ledge. When the contents of the bowl are gathering dust, they can be replaced with suitably consecrated ones whenever necessary.



## A Spell that Reflects the Moon's Power

According to tradition, seeing the moon through glass is bad luck and will reverse any magic being made. But casting an image of Lady Moon on a mirror weaves magic that can be used to attract money.

You will need:

- A drill
- A gold-coloured coin
- An eight-sided mirror

On a night when the moon is full, drill a hole in the coin and position the mirror so that you catch Her image on it. Hold the coin up so that the moon's light shines through the hole, watching the gold rays cast by the coin merge with the silver rays of the moon. Focus on this and say:

*Lady Moon, I ask this hour,  
For money on me to shower,  
I ask for silver and for gold,  
Before the moon grows old.  
And let it be done, that it harm no one.*



## A Coin Spell to Bring Wealth

If you can do this spell on a Sunday when Leo is in the ascendant, then all the better. Avoid weaving it when the moon is waning. If you bathe before making magic, add three drops of rose essential oil to the bath water and after you have dried yourself off, wear something special.

You will need:

- One or two gold or silver objects
- One yellow taper candle
- One white altar candle
- A small piece of coal
- A dish of salt
- A dish of silver coins
- Jewellery inlaid with diamonds, jade or rubies
- Your purse or wallet
- A piece of paper and pencil

Light the white candle then kneel in front of the altar and meditate on your current financial position. No matter how bad it is, see yourself putting money into your bank account, and paying off all your creditors one by one.

Now light the yellow candle and, without asking for the impossible, write down the sum of money you think you would need to pay off your debts, with a little extra for a special treat. Use the flame from the yellow candle to light the paper you have written on, then drop it in a fireproof dish. See the smoke carry your wishes to whichever deity your altar is dedicated.

Visualize yourself bathed in golden sunshine, stand to your full height and with arms outstretched above your head say:

*Coins that sparkle in the sun,  
Come to me when work is done.  
Make me richer so I may see,  
Wealth aplenty come to me.  
And let it be done, that it harm no one.*

Let the candle burn down or extinguish it gently before closing your ritual.





## A Spell that Asks for Prosperity

This spell invokes the mystical power of the number '9' to ask for a prosperous future.

You will need:

- Two teaspoons of carrier oil
- Rose essential oil
- A small bottle
- Any ornament that is precious to you
- Any crystal that has the reputation of bringing wealth, such as ruby or tiger's eye
- A piece of jewellery
- An item of gold or silver
- One white altar candle
- One gold taper candle
- A bolline or burin

Pour the carrier oil into the bottle. Add three drops of rose essential oil and holding the bottle between the palms of the hands, roll it backwards and forwards until the oils are well mixed. As you do this, visualize the oil being blessed with the power of good fortune.

Carve the number '9' on the gold candle and return it to its holder. Pour some of the oil over your hands and rub them together until they start to feel warm. As you rub, visualize that you are charging your hands with the energy in the oil. Take the inscribed candle and anoint it with the oil, drawing in from the centre back towards you. Again visualize that you are empowering the candle with the power to draw prosperity to you. Roll the candle between your hands for a minute or two, before returning it to its holder and lighting it. Focus your attention on the flame and repeat:

*As the flowers do bloom in spring,  
Gods and elements to me wealth bring.  
By your powers, banish strife,  
And bring enrichment to my life.  
And let it be done, that it harm no one.*

Once the candle has burned down or, if time is short, you have extinguished it in the usual way, bring your ritual to an end.





---

# Spells for Job Seekers

---





## A Spell for Those with Interviews in the Offing

If you have an important job interview coming up, the power of this spell could boost your chances of success. Do it on a Wednesday, when the moon is waxing, but not waning. If the interview has been scheduled for the weeks when either Gemini or Virgo rule, so much the better. Almond blossom makes an appropriate altar adornment and if you have a silver cloth at hand, then use it. If not, an indigo one will do almost as well. Amethyst or tiger's eye are the most suitable crystals, and a bowl of dill on the altar will add potency to the magic being made.

You will need:

- Some silver tinted leaves, e.g. silver birch
- Your career résumé, educational certificates
- The ad describing the job you want
- One white altar candle
- One silver taper candle

Light the white candle and, focusing on the flame, spend a minute or two meditating on the job you want. See yourself shaking hands with the interviewer and imagine yourself doing the job successfully. Ask your favourite deity or deities to smile on your endeavours before lighting the silver candle. Then, standing in front of the altar with your arms at full stretch above your head, say:

*The job I want is in my ken.  
Make me first among all men,  
May those who interview me see,  
That the one they need is me.  
And let it be done, that it harm no one.*

As the candles burn down, again see yourself doing the job until the flames flicker and die or time runs out and you have to snuff them out. Thank the elements for their presence and bring the ritual to an end.



## A Spell to Make that Dream Job Yours

Use the three preceding 'dark days' to give your magic making skills time to rest and refresh themselves, before beginning this spell on the night of the new moon. The brown candles represent the job you want and the green candle is burned because green is a colour associated with prosperity. The fourth candle represents you or the person for whom the spell is being cast. It will add potency to your magic if it is the colour associated with your/his or her astrological sign. As this is one occasion when the candles used must be allowed to burn out rather than be extinguished, set an appropriate amount of time aside for it.

You will need:

- Two brown candles
- One green candle
- One personal candle
- Incense associated with prosperity, such as ginger or cinnamon
- A similar essential oil

Anoint all the candles with the oil, working towards yourself if you are casting the spell on your own behalf, away from you if you are casting the spell on someone else's behalf. Then place one of the brown candles in the centre of your altar with the green candle on the right and the personal candle on the left. Light the personal candle, saying as you do so:

*Please open the way  
Please clear my/\*\*\*\*'s sight,  
Bring me/\*\*\*\* the chance,  
That is mine/\*\*\*\*\*'s by right.  
And let it be done, that it harm no one.*

Light the green candle and say:

*Good luck be mine/\*\*\*\*\*'s, and victory  
With your help will come my/\*\*\*\*\*'s way.  
And let it be done, that it harm no one.*



Now light the brown candle and say:

*Opportunities and rewards I see,  
And as I do, so must it be.  
And let it be done, that it harm no one.*

On each of the following seven nights (or until it has burned out) light the second brown candle for nine minutes and, focusing on its flame, meditate on the job you want or the one you want the other person to get. Think how much better things will be when the magic has cast its spell – and believe that it will work.



## A Spell that's Worth the Wait

This spell takes time to cast its magic. The phase of the moon is vital. The first part should be done during the waning moon and finish the night before the new moon appears. You are using the power of the dark moon to banish and get rid of what it is that is holding you back from getting your dream job. The second part, aimed at new beginnings, should be started on the night of the new moon. Although it can be cast at any time of day, it is best done at nine in the evening, or at midnight. It is powerful magic and well worth the wait.

You will need:

- One large black candle
- A banishing essential oil, such as yarrow or one bought from a specialist shop
- A bolline or burin
- Two pieces of parchment
- An ink pen
- A green candle
- Bergamot or another essential oil that draws money or success
- A yellow candle (or one in a colour associated with your favourite deity)

Inscribe on the black candle the things that are holding you back – nerves, lack of experience, whatever, and write the same things on one of the pieces of parchment.

Dress the candle with the banishing oil and light it every night for nine nights, timing it so that on the ninth night the candle will burn out. Focus on the flame, visualizing the things you see as holding you back disappearing. On the ninth night, burn the parchment you wrote these things on and when the ashes are cool, take them outside and scatter them in the wind, watching the last of the reins on your ambitions vanish.

Now focus on the job you want and what you would like it to yield for you. Inscribe these on the green candle and write them on the second piece of parchment, then anoint the candle with the drawing oil. For the next four nights, light the candle at the same time each night and see in the flame the things you want coming your way and how good life will



be when you have them. On the fourth night, burn the second piece of parchment and extinguish the candle with a snuffer or between finger and thumb. Put the candle stub and the ashes in a box and keep it somewhere safe.

If appropriate words come to mind at any time during the magic making, don't let any inhibitions prevent you from saying them.

On the night after the green candle was finally extinguished, light the third candle as a gesture of thanks to your deities and thank them for being with you during your magic making, not forgetting to finish with the words, 'And let it be done, that it harm no one.'



## A Spell to Get the Right Job for You

Try this spell to boost your chances of getting not just any job, but one that is tailor-made for you.

You will need:

- Two teaspoons of almond or any suitable carrier oil
- Lemongrass pure essential oil
- A mixing bottle
- An indigo tablecloth
- A crystal of amethyst
- The Help Wanted column from the newspaper you read
- School and further education certificates
- One white altar candle
- One silver candle
- A bolline or burin

Drizzle three drops of the lemongrass oil into the carrier oil and mix the two by rubbing the mixing bottle between the palms of your hands until you feel that it is charged with your ambition. Light the white candle and meditate quietly on the purpose of the spell. When you feel the time is right, inscribe the number '3' onto the silver candle with the burin and then anoint it with the oil. Make sure you rub from the middle in as you are drawing something towards you. Now light the candle, focus on its flame and say:

*Please carry to me the news,  
That I will get an interview.  
That I may be given the chance  
My career prospects to enhance.  
And let it be done, that it harms no one.*

When the candles have burned down or time runs out and you have to extinguish them, bring your magic making to an end in the usual way and wait for the post to come with that letter or the phone to ring with that news you want to hear.





## A Spell to Get a Career Moving

Use the power of a candle anointed with charged neroli essential oil to create exciting job opportunities either for yourself or someone else.

You will need:

- Two teaspoons of almond or any suitable carrier oil
- Neroli essential oil
- A mixing bottle
- Any suitable favourite herb
- Any suitable favourite essential oil
- A piece of sun stone
- One white altar candle
- One gold or yellow taper candle
- A bolline or burin

Add three drops of the neroli oil to the carrier oil and charge by rolling the mixing bottle between the palms of your hands and visualizing the oil being empowered with gratitude.

When you feel ready, light the white altar candle and meditate for a few minutes on job opportunities before inscribing the gold candle with the number '7' and anointing it with the charged oil. If you are hoping to create opportunities for yourself draw the oil towards you: if you are sending out opportunities, work away from yourself.

Light the candle, stand in front of the altar and say:

*Job opportunities please come my/\*\*\*\*\*'s way,  
On this very blessed day.  
Change my/\*\*\*\*\*'s life and make it better,  
Thanks to you, the true begetter.  
And let it be done, that it harm no one.*

When the candles have burned down and you have visualized that the opportunity has been created, received and benefited, close the magic making as you normally do.



## A Spell to Cast on the New Moon

Once you have made the decision to look for a new job, start to cast this spell on the first night of a new moon. The brown candles stand for the job and the green one for prosperity. The fourth candle is your personal candle and should be of a colour associated with your astrological sign. If you are casting the spell for someone else, use a candle of his or her astrological colour.

You will need:

- Two brown candles
- One green candle
- One astrologically compatible coloured candle
- Cinnamon essential oil
- An oil burner
- A favourite talisman of whoever the spell is directed to

Position one of the brown candles in the centre of the altar, the green one to its right and the personal candle to the left. Put the burner containing the essential oil in front of the brown candle and lay the second brown candle on its side in front of it. Put the talisman in front of the personal candle.

Light the personal candle and as you focus on the flame, say:

*Spirit of fire, clear my/\*\*\*\*'s sight,  
And bring me/\*\*\*\* chances mine/\*\*\*\*'s by right.  
And let it be done, that it harm no one.*

Now light the green candle and focusing on the flame, say:

*New horizons stretch out for me/\*\*\*\*,  
May fortune be mine/his/hers. And prosperity.  
And let it be done, that it harm no one.*

See yourself or your friend in a position of authority for a minute or two before lighting the brown candle and saying:

*New job, new responsibility.  
As I will them, let them be.  
And let it be done, that it harm no one.*

Extinguish the candles and bring the ritual to an end, but leave things as they are on the altar. For the next six nights, or until the candles have burned out, invite the elements into your workspace and light the second brown candle. Let it burn for nine minutes, focusing on your/your friend's ambitions and the good that you/they will do in achieving them. The spell is now finally cast.





## A Spell to Make a Job Opportunity Come Knocking at Your Door

Cast this spell on a Sunday during Leo, when you want a fresh opportunity to invigorate your career.

You will need:

A bowl of jasmine	Neroli essential oil
Writing paper	A pen
Diamond or ruby jewellery	Cardboard
Scissors	Gold foil
One white altar candle	One gold taper candle
One silver taper candle	A fireproof dish

After decorating your altar, consecrate the paper, pen and any other items that have not been used before. Cut circular shapes out of the cardboard and cover them with gold foil to represent the sun and scatter them around the altar. Now write on the piece of paper, 'We would like you to have...(whatever job opportunity is hoped for).' Put the paper in the envelope and address it to the person the spell is being directed to, either yourself or a third party.

Light the altar candle and sit for a minute or two thanking your deities for the gifts you have already been granted and for the successful magic you have already made.

Open the envelope, take out the letter, and light the gold and silver candles. Hold the envelope to the silver flame and when it has taken, drop it into the fireproof dish. As it burns see the opportunity you have asked for take wing and fly in the direction you wish. When the envelope has burned out, light the gold candle and use the flame to set the letter alight, and as it burns in the dish, see the news being joyfully received and the career being boosted.

Allow the candles to burn through using the time to visualize the career having blossomed and the recipient enjoying its benefit.





---

# A Miscellany of Spells

---





## A Spell to Counter Another's Magic

If, for some reason you believe that another person is using their powers adversely to affect you in some way, remove their negative influences with this simple spell.

You will need:

- Two teaspoons of almond oil (or any suitable carrier oil)
- Rosemary essential oil
- A mixing bottle
- A sheet of white paper
- A black ink pen
- A white altar candle
- A purple taper candle
- A fireproof bowl

Add three drops of the rosemary essential oil to the carrier oil and charge it by rolling the mixing bottle between the palms of your hands, focusing your thoughts on the purpose of your spell weaving. Now light the white candle and, focusing on its flame, see whoever you think is being negative towards you becoming smaller and smaller.

Anoint the purple candle with the charged oil, drawing the oil away from you as you are banishing something that has been directed towards you. Before lighting the candle, write on the paper 'All blocks are gone' and fold it three times. Now light the candle and use its flame to set fire to the paper. Focusing on the flames, say the following three times, at the last adding, 'And let it be done, that it harm no one':

*As this paper burns away,  
Elements please hear me pray.  
Turn back the ill will sent to me,  
And send it on its way.*

As the flames dim, see the ill will dissolving with them, then bring the session to an end in the usual way.



## A Spell to Say Thank You

Spells expressing gratitude are best cast on Mondays during Pisces when the moon is waxing or full. Wearing white clothes reinforces the expression of thanks being offered. Even if spells have been cast to no apparent effect, it is still right to cast spells such as this, for always remember that magic takes time to work.

You will need:

- Any silver items
- One white altar candle
- One silver taper candle
- A nosegay of white flowers
- A bowl of fruit
- A dish of coins
- A crystal of snow quartz or an opal

Light the white candle and as it burns meditate on it. Give silent thanks for the gifts you have received and for which you are saying thank you. Now light the silver candle, rise to your full height and bringing your hands high above your head, say:

*By the light of the sacred flame,  
I thank you for the magic cast in your name.  
And let it be done, that it harm no one.*

With thanks in your heart, watch the candle flame until it flickers and dies, then close your ritual as you usually do and leave your sacred space.





## A Spell to Give Advice

We all have to give advice from time to time but often lack the confidence to do so. This spell has helped many in such a situation. Best done during Scorpio, the spell won't work if it is cast when the moon is waning. Wearing green clothes and spreading a green cloth on the work surface strengthens the magic being made.

You will need:

- Some white chrysanthemums or other seasonal flowers
- A sprig or two of parsley
- A malachite crystal
- A white altar candle
- A green taper candle
- A silver pen
- Silver ink
- Writing paper
- A fireproof dish

Use the silver pen and ink to write a favourite verse or prayer on the paper, before picking up the malachite crystal and holding it tightly in one hand. Focus on it and silently ask that you be blessed with the ability to listen to what is said to you with compassion and understanding and that you may speak with assurance and wisdom. Ask that your mouth, ears and throat be blessed. Now light the green candle and use its flame to set fire to the paper on which you have inscribed the verse or prayer. Put the burning paper in the fireproof dish, stand facing the altar and with arms raised above your head, say:

*Please listen to the words I say,  
And hear me now as I do pray.  
May wisdom bless my tongue and lips,  
And guidance bless advice I give.  
And let it be done, that it harm no one.*

Focus your thoughts on the green candle until it has burned out, do your closing ritual and as you leave your sacred space feel confident that wisdom will soon be yours.



## A Spell to Encourage Self-Esteem

Lacking that happy knack of making friends easily? If you are asked to a party, do you stand around like the proverbial wallflower while everyone else is engaged in happy conversations and the sound of everybody's laughter fills the room? Or maybe your career is stuck in a rut that's deeper than a jumbo jet's tire mark on a muddy runway? If you think, 'That's me!' about any of these suggestions, then maybe the answer lies in a lack of self-esteem. The following may, no *will*, help.

You will need:

- A bath!
- Lavender essential oil
- Jasmine essential oil
- An essential oil burner
- Seven green oak leaves (or basil, if oak is out of season)
- One purple candle
- One yellow candle
- Purple thread
- An envelope

Light the candles, run a warm (not hot) bath, and drizzle some of the lavender oil into the water. Float the leaves in the bath and climb in. Breathe in through your nose and hold your breath for a count of seven. Breathe out through your mouth for a count of seven, and then seven more. When you breathe in, visualize your lungs filling up with warm, golden light. As you breathe out, see your frustrations in your breath and watch your anger, pain and any other barriers between you and the rest of the world leave you.

Now, totally relaxed and at ease with yourself, visualize a spot of golden light above you. Watch it get bigger and bigger before it floats down and your body is enveloped in its warm glow. At this point, say the words that follow or ones suggested by them:

*I have a contribution to make.  
I have words to say.  
Let others hear the words I speak.  
And take self-doubt away.  
And let it be done, that it harm no one.*

Repeat the words six more times and when you feel ready, leave the bath and snuff out the candles in the usual way. Thread the oak (or basil) leaves on to the thread, hold them up to the light and repeat the words one more time. Now fold the leaves into the envelope and put them in your handbag or wallet. Whenever you have a bad day, first thing the following morning, heat the jasmine oil in the burner, re-light the candles and hold the leaves up to the flames, repeating the words seven times in all and face the new day with confidence.

When the leaves die, repeat the original spell and it won't be long before you are brimming with self-confidence and no longer have need of it.





## A Spell to Ask for Courage



Tuesdays are best for this spell that brings boldness to the faint-hearted. Cast this spell on a Tuesday in Aries, when the moon is waxing or full. Dress in red clothes and cover your altar with a red cloth to add potency to your magic.

You will need:

- One white altar candle
- One red taper candle
- Some sprigs of holly or honeysuckle
- An essential oil burner
- Lavender essential oil
- Black pepper

When the fumes of the lavender oil are filling the air, sprinkle the pepper onto the burner. Now light the white candle and kneel down, focusing on the flame while silently asking for the courage to face whatever challenges lie ahead. Visualize yourself triumphant in any situation and then light the red candle. Now stand to your full height in front of the altar and, with hands held high above your head, say aloud:

*Strength and courage may I possess,  
That what I fear, I may face.  
In winning through to the other side,  
On to victory I will ride.  
And let it be done, that it harm no one.*

The spell is cast. You can face the future with boldness.





## A Spell for Those Seeking forgiveness

This ritual is perfect for times when we need to ask for or grant forgiveness, especially if they occur when Pisces reigns, and when the moon is waxing or at her peak. If you can do it on a Wednesday, all the better. A purple or violet coloured altar cloth would strengthen the spell.

You will need:

- An apache teardrop crystal
- A bowl of daffodils
- A piece of angelica
- A piece of writing paper
- A pen
- A silver or platinum object
- One white altar candle
- One violet taper candle
- A small ash twig
- A fireproof dish

After you have lit the white candle and focused on the flame, ask of your deities that you will be granted forgiveness and the ability to forgive. Write on the paper what it is you need to be forgiven for or for which you need to forgive somebody else.

Now light the violet candle and use its flame to set the paper alight. When it is burning, drop it in the fireproof dish, stand in front of the altar and say:

*To the power I believe I now pray,  
That hurts to me are now forgiven.  
'Sorry' is the word I'll say.  
Peace be restored and peace be risen.  
And let it be done, that it harm no one.*

Contemplate the flickering flame until it has burned out and you will know that you have truly forgiven any wrong done to you and that, as what goes out comes back, you have been forgiven, too.



## A Spell to Bless a New House

For what better purpose could magic be made than to bless a move to a new home? Before the spell is cast (and before you consecrate the area you are going to set aside in which to do your magic) sweep each room thoroughly with a birch broom. (Vacuuming might be easier, but even the most powerful Dyson, magical though it is in its own way, doesn't have the same effect!) Sweep clockwise into the centre, imagining as you work that it's not just dust that you are sweeping up. Unseen psychic remains left over by previous owners are also swept away. When you have finished, put all the sweepings into a large paper bag and either burn it in the garden or scatter them in the wind.

This spell should only be cast on a Sunday and it is best to start before noon and finish after the clock has passed twelve. The spell can be done when the moon is waning, but is not as powerful then as it is when cast during a waxing moon. You don't have to cast a circle to do this spell as you will be working around the house.

You will need:

- Sea salt
- A small bowl
- Rose geranium essential oil
- An aromatherapy burner
- A white candle
- Spring water
- A few grains of rice (organically grown if possible)
- A 15 cm (6 in) square of golden fabric

Consecrate an area in which you can bless all the ingredients. Starting in the room at the top of the house (or the room immediately to the right of the front door in a flat), sprinkle a pinch of salt in each corner and on all corners of each window and door. As you sprinkle the salt say:

*Please remove negative and unnecessary forces from this space,  
And make this room a special place.  
And let it be done, that it harm no one.*

Moving clockwise from room to room, repeat the ritual until the whole house has been purified by the salt. That done, light the candle and

holding it in one hand and the rose geranium oil in the other, proceed from room to room in the same order as before. Put the candle in the centre of each room and anoint all doors and windows with a little oil. As you do this, say:

*Please bless this home to which we move  
And fill the hearts that enter it with love.  
And let it be done, that it harm no one.*

That done, set the candle in the middle of the living room. Fill the aromatherapy burner with spring water, light it and add six drops of the rose geranium oil to the water. Sit focusing on it, visualize the fragrance banishing negativity and replacing it with love.

When the candle has almost burned down, extinguish it with a snuffer or between finger and thumb. Anoint the stump with more rose geranium oil, working away from you, and sprinkle some rice on it before wrapping it in the gold cloth. Place it as close to the front door as possible, maybe under the doormat if you have one. As you do so, say:

*May all who pass through this door be blessed.  
And let it be done, that it harm no one.*





## A Spell for Those Keen to Make a Move

If you have made the decision to move but are unable to find a suitable house or apartment, this spell may just do the trick, especially if you cast it on a Saturday. As brown is the colour associated with Saturday, altar decorations of that colour would be most appropriate. If the decision has been made to move some distance from where you live at present, use a yellow candle as well as the brown one. You will also need to find out what colour is associated with your astrological sign (see page 54).

You will need:

- Paper
- A brown pencil
- A yellow pencil
- A piece of brown cloth
- Yellow thread
- Yellow or brown ribbon
- A picture of the kind of house you are looking for
- Cedar, frankincense or allspice incense
- An incense burner
- A personal taper candle in your astrological colour
- A brown taper candle (see above)

Position the astrological candle to the left of your altar with the brown candle three feet to the right. If you are using a yellow candle as well, put it beside the brown one.

Make a sketch of the location to which you wish to move using the two pencils. Lay this on the cloth along with the picture of the house and fold the cloth over them to form a sachet. Stitch this with the thread and bind it with the ribbon.

Light the incense burner and pass the sachet through the fumes. As you do this, visualize yourself going into your new house and say:

*I thank the powers that let it be,  
That to my new house I have the key.  
And let it be done, that it harm no one.*



Now light your astrological candle. Pass the sachet above the flame, seeing it being bathed in your astrological colour. Then see yourself bathed in the same colour and unpacking the crates that contain your furniture. Now say:

*I thank the powers that let it be,  
That in my new house myself I see.  
And let it be done, that it harm no one.*

Now light the brown (and yellow) candle(s), passing the sachet above it/them. Again see the sachet, then yourself being bathed in brown (and yellow) light, this time going to bed in your new house, and say:

*I thank the powers that let it be,  
That in my new house, safe I shall be.  
And let it be done, that it harm no one.*

Put the sachet in the centre of the altar and as the candles burn down, see yourself happily settled into your new house. When the ritual has come to an end, put the sachet under your pillow and sleep with it there until the following Saturday. If you haven't found the house of your dreams by then, cast the spell again.



## A Spell for Nervous Travellers

There are times when we all feel nervous about a journey we have to make no matter how experienced a traveller we are. Cast this spell on the Wednesday before you set off and you will reach your destination safely. The spell can be cast for yourself or for another person.

You will need:

- A stone from your garden or from a local park
- A yellow taper candle
- Lavender essential oil
- An essential oil burner
- Yellow acrylic paint
- Violet acrylic paint
- A paintbrush

Light the yellow candle and oil burner. Facing east, paint the stone yellow. As the paint dries, visualize yourself arriving safely at your destination. Now paint a violet triangle with three equal sides on the stone, with a line just above the base line, joining the other two sides. This is the symbol alchemists use to represent air.

That done, face east and holding the stone in front of you at eye level repeat the following eight times:

*Oh Guardian of the East,  
Fill this stone with your blessing and protection.  
I pray for a safe journey to . . . . . for . . . . .  
Guard . . . . and guide . . .  
On the path this journey takes,  
And see . . . . home safely.*

At the end of the eighth repetition say, 'And let it be done, that it harm no one' before performing closing rituals in the usual way.

Take the stone with you whenever you travel. Some magic makers put it in a consecrated pouch and wear it round their neck or at their waist until they are safely home. And once there they don't forget to thank their deities for their protection.



## A Spell for the Businessperson

Cast this spell once a month on the first day of the new moon to ensure that business affairs run smoothly.

You will need:

- Some fresh basil leaves
- A bowl of spring water
- A crystal of citrine
- Dried ears of corn
- Some grains of rice
- Mint leaves

Before you perform the opening rituals, soak the basil leaves in the water for about an hour, stirring it clockwise occasionally. Now consecrate the herbal water and visualize your office or workplace. Starting in the east, walk round the circle, sprinkling the consecrated water as you go, and saying the following three times:

*May business prosper,  
May my dealings flow,  
May my business be successful,  
May my business grow.*

After the third time say, 'And let it be done, that it harm no one.'

Now offer the citrine to the four elements. Do the same with the corn, the rice and the mint. Bring the ritual to an end in the usual way. When you return to your workplace put the citrine in the same drawer as your cheque book, and sprinkle the corn and the rice where it will not go unnoticed by the cleaners! Carry the mint leaves in your wallet, replacing them with fresh ones when you next feel it appropriate to do the spell.





## A Spell to Inspire You

This spell uses candles anointed with peppermint essential oil to lift you when you need inspiration to meet an oncoming challenge.

You will need:

- Two teaspoons of almond oil (or any suitable carrier oil)
- Peppermint essential oil
- A mixing bottle
- An indigo candle
- A white candle

Pour the almond oil into the mixing bottle and add three drops of the peppermint oil. Light the white candle and meditate on the purpose of the spell for a minute or two. Now roll the bottle between hands held prayer-style and when you feel it has been charged with gratitude, return it to the altar. Inscribe the indigo candle with the number '1' before anointing it with the charged oil. Return it to its holder and light it. Hold your hands towards the flame and say:

*I ask of you, Oh Powers that be,  
To send inspiration down to me.  
To fill my mind with ideas clear,  
And remove from me all trace of fear.  
And let it be done, that it harm no one.*

Visualize the candle flame filling you with inspiration until it burns down and you leave your sacred space bathed in inspiration that will remain with you.





## A Spell that Has Inspired Many Others

Try this spell, which has worked to the benefit of many, when you feel lacking in inspiration. It is best done on a Saturday during Aquarius, and never when the moon is waning. Indigo is the colour that lends itself best to this particular piece of magic.

You will need:

- A white altar candle
- An indigo altar cloth
- A book that you find inspirational - for the altar
- Items made of aluminium (if none are available cover something with aluminium foil) - for the altar
- A vase of anemones - for the altar
- A sprig of sage - for the altar
- A hazel twig - for the altar
- An indigo taper candle
- An amethyst crystal

Light the white candle and pick up the crystal. Squeeze it tightly and visualize motivation slowly developing inside you and flowing into the crystal. Now light the indigo candle and standing to your full height, with your hands above your head, say aloud:

*Inspiration light my life,  
Motivate and guide my way.  
Powers that guide me,  
Hear me pray.  
And let it be done, that it harm no one.*

Focus on inspiration shining on you until the candles have burned down, when you may perform your closing rituals and leave your sacred space.



## A Spell to Promote Peace

Cast on a Friday nearest the new moon. The bird that symbolizes peace is the white dove, so white is the theme of the altar decorations.

You will need:

- One white altar candle
- One white taper candle
- A piece of jewellery cast from white gold
- A vase of lilies
- A crystal of rhodochrosite
- A large shell
- A small silver coin
- A picture of a dove
- A dish of chamomile
- A sprig of olive

Light the white altar candle before kneeling in front of the altar holding the crystal in your hand. Focus your thoughts on it, trying to see a world where peace reigns. Let that peace flood through your body and say a silent prayer to the One in whose name you do magic.

Light the second candle, focus on the picture of the dove and with hands held high say:

*Take to the air, Peaceful Dove,  
Banish hatred and spread love.  
Fill minds of men with dreams of peace,  
And banishing war's dreadful lease.  
And let it be done, that it harm no one.*

The words spoken, put the silver coin in the shell and focusing on a world from which war has been banished, watch the candle flame burn out before closing the circle.

Take the shell to a convenient place and every day until the next new moon, add another coin to it. If the shell is not large enough to hold all the coins, just put them alongside. When the new moon rises, give the coins to a suitable charity.



## A Spell for Smudgers

Smudging is a North American Indian way of cleaning and clearing the atmosphere that dominates a particular place to make it suitable for a different purpose. Use this simple spell when you move house or when you decorate a room in your existing one. Smudge sticks, bundles of dried herbs bound together, are easily made, but for those who are not very good with their hands, they are readily available at specialist shops. As the smudge stick has to be kept alight throughout the ceremony, make sure you have one that is large enough.

You will need:

- A smudge stick
- A feather or shell to waft the smoke
- Long-stemmed matches

Light the smudge stick and blow on it gently until it has caught well and is smoking profusely. If it is a single room you are cleansing, move clockwise around it three times starting at the door and wafting the smudge stick in front of you. As you go say something along the lines of:

*Go negativity.  
Go all fears.  
Go all problems.  
Go all tears.  
And let it be done, that it harm no one.*

Repeat three times, making sure that the smoke gets into each corner.

If the whole house is being smudged clean, start in the hall and work clockwise round the house, repeating the ritual three times in each room.





## A Spell to Return Unwanted Attention

At some time or other most of us attract the attention of someone we would rather not know. If they seem slow to take the hint, this spell should speed things up. Cast it three days or nights in a row when the moon is waning. If you can't get your hands on fresh vervain leaves, use the dried ones that should be available at a local herbalist. You'll need about a handful of either. The spell is best cast outside, but if this is not possible, it can be done indoors. As it involves fire, it must be done with great care.

You will need:

- Vervain leaves
- A well-stoked fire

Consecrate the wood or coal before lighting the fire. When it has taken, throw the vervain onto the flames, calling out the name of the person you want out of your life as loudly and with as much passion as you can muster. Follow the name with these words, which should also be said with passion:

*I want you not ever.  
I need you not ever.  
Leave my life now,  
And come back never.  
And let it be done, that it harm no one.*

Spend a minute or two trying to see the other person's face in the smoke of the fire and watch it waft away from you – never to return.





## A Spell to See a Rival on Their Way

All's fair in love and war, and as no one is actually harmed by this voodoo spell it's included in this grimoire. Start this spell after the full moon has risen.

You will need:

A new, small glass bowl  
A cup of stagnant water  
Two teaspoons of vinegar  
Some ground angelica  
Lime juice  
A wooden spoon

On the night when the moon starts to wane take all the ingredients outside and mix them in the bowl with the wooden spoon. When everything is thoroughly mixed, hold your face close to the bowl and say something along the lines of:

*I'm the man/girl \*\*\*\* wants to love.  
We go together hand in glove,  
And so I want you to know,  
The time has come for you to go.  
And let it be done, that it harm no one.*

Now spit into the mixture and, unseen, make your way to your rival's house. Pour the liquid on his or her front step, repeating the words of the incantation as you do so. Repeat the ritual seven nights in a row.

The spell has its origins in voodoo tradition and there are several reports, from Hispaniola and other areas where voodoo is respected, of two young men, bowls in hand, making their way to one another's houses under cover of darkness!



## A Spell to Say, 'No Thanks!' – I



There are unscrupulous people who will use their magic powers to manipulate the will of another. If you think that someone has decided that you are the one for him or her, and you are not interested, then you can break the power of their spell with this one, which should be done when the moon is waning.

You will need:

- A small mirror
- A black taper candle
- A small bowl of water

Position yourself so that all you can see in the mirror is your face and the candle. Darken the room and light the candle. As it burns, visualize the energy of the spell that you suspect has been cast being sent back to the person who cast it. As you do this, slowly move back from the mirror until you are out of focus and all you can see in it is the flame. Watch as the last of the energy is sent back and when it has all gone, douse the flame in the water, saying as you do so, something along the lines of:

*By the power of candle black,  
The spell once cast is now sent back.  
I thank \*\*\*\*\* who sent it,  
And ask that he/she not resent it.  
And let it be done, that it harm no one.*



## A Spell to Say. 'No Thanks!' – II

If the first spell cast in this respect doesn't work, this ritual may do the trick. It is also done on a waning moon.

You will need:

- Two teaspoons of almond or another carrier oil
- Half a teaspoon of camphor essential oil
- A mixing bottle
- A white candle
- A bolline or burin

Add the camphor essential oil to the carrier oil and roll the mixing bottle between the palms of your hands, seeing it becoming empowered with your determination to break the spell cast to draw you to the other person. When it is charged, anoint the candle with it.

Now mark the candle with eight horizontal lines so that it is divided into nine equal parts. Light it and as it burns down towards the first line, focus on the flame and see it take your refusal to be drawn to the original spellcaster. As you do, repeat the words of the first spell over and over again until the candle has burned down to the first line, at which point extinguish it with a snuffer or between finger and thumb.

Repeat this ritual over the next eight nights.





## A Spell to Stop Tongues Wagging

If you feel that you are the subject of unjust gossip, this spell should stop the tongues wagging. As well as the items listed, you will also need access to a holly bush as you are going to seek the protection it offers. The spell is best cast on a Tuesday when the moon is waning.

You will need:

- A red taper candle
- A red pen
- A very small square of paper
- A snapdragon (antirrhinum) stem
- A thorn
- Some red ribbon

Facing south, light the red candle, seeing in its flame the face or faces of the source of the gossip. Write their names on the paper with the red pen. If you are unsure of who it is, simply write, 'whomever you may be'. Fold the paper into a tiny scroll.

Carefully pluck the largest flower from the snapdragon and very gently open it out. Roll it round the scroll, repeating these words or ones similar, five times:

*Let your tongue speak goodness,  
Let your thoughts be kind,  
Consider your own faults,  
I know mine.*

Use the thorn to keep the scroll in place and as you pierce the flower, say:

*Protect me as their lips do part,  
Words not spoken from the heart.  
And let it be done, that it harm no one.*

Now take the floral package to the holly bush and bury it in the bush's shade. Tie the ribbon to a convenient branch and as you walk away, see the gossip as being in your past. And don't look back.





## A Spell to Solve Problems

Talking to yourself about your problems may sound like the first step to a date on the psychiatrist's couch, but doing so often helps you to put things in perspective and see problems in a new light that suggests a solution.

On a suitable day of the week, decorate your altar with things appropriate to your problem. For example, if you have a problem in the office, green would be a suitable theme and Friday a good day on which to work; some birch leaves or twigs (if you are planning a new beginning), some nasturtium (if you have been struggling, no matter how hard you have been working) and a crystal of tourmaline (the magic properties of which include friendship, prosperity, business and protection) will all strengthen the magic. And don't forget to burn a suitable essential oil in an oil burner and to lay your favourite charm, talismans and the like on the altar.

When everything is in position and you are ready to make your magic, simply say:

*Powers I believe in be with me.  
Powers I believe in talk to me.  
Powers I believe in help me see,  
The answers to my problem.  
And let it be done, that it harm no one.*

Now listen to the voices in your head. Answer them, aloud, in your own, everyday words. Don't feel self-conscious. No one is going to eavesdrop. You should find that the way ahead slowly forms itself, and when the magic making is at an end, remember the words of an old Chinese proverb:

*The longest journey starts with a single step.*

Don't be afraid to take it.



## A Spell to Recover Something that has Been Mislaid

This spell has an excellent success rate, but it does require well-developed visualization skills.

You will need:

Honeysuckle essential oil  
A piece of new writing paper  
A new pen

Write whatever it is you have mislaid on the paper and lay it on your altar. Rub a drop or two of the honeysuckle oil on your temples, forehead and hands. Now move to the north of your circle and sitting facing south, the palms of your hands facing upwards, visualize yourself sitting on top of a mountain, able to see far in any direction.

With this picture firmly in mind, say:

*Safe and sure as I can be  
May my \*\*\*\*\* return to me.  
And let it be done, that it harm no one.*

Now see the lost item floating on the horizon. Focus on it and see it float towards you, noting the direction from which it comes. See it safe into your hand before relaxing and bringing the ritual to an end as usual.

Look for the missing object in the room that faces the direction from which you saw it float towards you when you were visualizing yourself on the mountain top. If it doesn't turn up the same day on which you cast your spell, put the paper under your pillow and keep it there until the object does turn up.

If it fails to do so, you can try the spell again and if that still doesn't work, accept that someone has found what was lost and decided to keep it, or that it is well and truly lost.



## A Spell to Cast When a Pet Dies

Non-pet owners often find it hard to understand the huge sense of loss that is experienced on the death of a much-loved pet, especially a dog. They simply don't understand that the unconditional love a pet often displays towards its owner creates a bond that, when it is broken, can never be replaced. If you have been affected by such a loss, don't try to contain your grief: bottled-up grief grows and grows until it can become quite unbearable. This spell should help ease your sense of loss.

You will need:

- Three small brown taper candles
- Rosemary essential oil
- Something that reminds you of your pet – a lead perhaps, or a collar

Anoint the candles with the oil before lighting them and focusing on the three flickering flames, conjuring up in your mind's eye some of the happy memories that you have of your dead pet. Now, holding the memento in both hands, say aloud some words of thanks for the companionship and friendship it brought into your life before saying that now is the time to say a final farewell. See the candle flames grow as you say 'Goodbye!' Don't snuff out the candles (that's why they should be small). Rather, focus on the flames getting smaller and smaller, seeing your grief diminish with them. And when they die, know that your grief has died with them.

*Finish the ritual by saying:  
Be at peace,  
And blessed be.  
And let it be done, that it harm no one.*

And remember that it is your grief that has gone, not your happy memories of your much-loved pet.





## A Spell for Those Who Are Lonely

Have you moved to a new location and have yet to meet the sort of people you are inclined to make friends with? Or maybe shyness is stopping you going out and making friends? This spell should help.

You will need:

- A piece of scrap paper
- A piece of parchment
- A pen
- An orange candle
- An empty hurricane lamp
- A bolline or burin
- A jar
- Salt

Take some time to write down what your personality traits are, your likes and dislikes and a few sentences that summarize your character. Now précis what you have written in as few words as possible, but retaining their essence, and write these on the parchment. The reason for keeping the words to a minimum is that now you inscribe them onto the candle.

Fill the jar one third of the way up with salt and bury the rolled up piece of parchment in it before sealing the jar and putting it in as safe a place as possible near your bed.

Before you go to bed, put the inscribed candle into the hurricane lamp and light it. Make sure that it is in a safe place, and that if you have a cat or dog, they are kept out of the bedroom as accidents can happen.

Focus on the flame seeing how much better your life will be when new friends have come into it. Say something along the lines of:

*Help me, please, to make new friends,  
So my loneliness will be at an end.  
And let it be done, that it harm no one.*



As you drift off to sleep, see what you have inscribed on the candle drift out of the room, through your house and out into the world. Waken confident that your loneliness will soon be over. And now for the difficult part. Making new friends is a two-way process. You can't just sit there and wait for the phone to ring. Make the effort. Go out, even if it's just to sit in a coffee shop with a good book, and let the magic work for you.



## A Spell to Ask for Whatever You Want

This very simple spell can be used to ask your deities for anything you want – wealth, health or happiness for yourself or someone else. The phase of the moon is, as usual, important. If you are asking for some sort of gain, then weave the magic when the moon is waxing. If you want to banish something, weave the spell when the moon is waning.

You will need:

- A shell
- Watercolour paint of a colour appropriate to the reason for the spell
- A paintbrush



Next time you visit a beach, look for a shell sitting in the shallow water. Take it home and dry it thoroughly.

On a clear moonlit night at a time when the tide is about to go out, paint the desire of the spell on the outer part of the shell and take it to the beach. (The one you found it on is best but if that's not practical take it to a convenient beach that lies in the same direction as the original one.) Place the shell pearly side down, written side up, where the waves will soon lap over it and draw a triangle round it. As the sea begins to wash over the shell, say:

*Powers of Earth, Moon and Sea,  
Lend your power, please, to me.  
Forces which the tide do make,  
Ask the waves, my spell to take.  
And let it be done, that it harm no one.*

As the watercolour paint is washed off the shell and out to sea, the spell is set. It should start to work within seven days but it could take a full lunar month for the magic to begin.



## A Spell to Ask for Luck

This spell will not work when the moon is waning. Cast it on a Thursday before the full moon. If it can be done during Sagittarius, all the better. You can strengthen the magic by wearing blue clothes and loading the candles with sandalwood essential oil. You need to know your birth number. Calculate this by adding together the day, the month and the year you were born, then adding the digits of the answer together. If this results in a two-digit number, add these together.

You will need:

- One white altar candle
- One blue taper candle
- Several coins
- A sprig of white heather
- A sprig of clover
- A piece of gold or silver jewellery
- Amber or citrine crystals
- A piece of paper
- A pencil or pen
- A fireproof dish

Write the number down on the paper and place it on the altar. That done, kneel in front of it, light the white candle and meditate on your heart's desire, visualizing your wish coming true. Light the blue candle and use its flame to set fire to the paper with your birth number written on it. Put this in the fireproof dish and as it burns, softly say these words:

*Guardians of this space I pray,  
Good luck be with me every day.  
Pray bring to me some good news,  
And change my fortune that I do not lose.  
And let it be done, that it harm no one.*

Now focus on the smouldering paper and see in the vapour all bad luck drifting away from you. If time allows, keep focusing your mind on good fortune coming your way until the blue candle has burned out.

Thank each element for its blessing and close your ritual in the usual way.





## A Spell to Cast When You feel Threatened

We all go through times when we feel that we are under threat, perhaps at work when schedules are tight and tempers are about to snap. Or maybe in the home when tensions are making themselves felt, creating a chill in the air. This spell, which calls for excellent visualization skills, protects you by forming a crystal shell around you, protecting you from the bad vibrations of ill temper.

You will need:

A clear crystal of quartz or any favourite one that is full of clear light

Place the crystal on a table where it will catch the sunshine. Sit at the table and breathe in deeply through the nose. Hold the breath for a moment or two before exhaling through the mouth. Repeat this several times, absorbing the light cast by the crystal as you inhale and exhaling any negative feelings, doubts and darkness.

After a minute or two, stand and begin visualizing a ring of crystal rising around you, from your feet upwards, getting higher and higher with each breath you take.

When the crystal ring is above head height, see it close over you, forming any shape in which you feel comfortable to be enclosed – a pyramid perhaps, or maybe a dome.

Still breathing deeply, feel the crystal form a floor beneath your feet. Stretch your arms and feel your fingers touch the sides. Look upwards and see the dome or pyramid point. If you can, see yourself from outside the protective crystal in which you have surrounded yourself.

Now say:

*Within this crystal, I am safe from negative thought,  
And will be so, whenever I return to it.  
And let it be done, that it harm no one.*



When you feel it is right to do so, return to normal breathing and see the crystal open to allow you to step outside it, safe in the knowledge that you can return to it whenever you need to.

Those who have used this spell find that keeping a crystal in the house, office, or wherever else they think they may need protection from negativity strengthens the spell's potency.



## A Spell to Ask for Kindness

Most things associated with bees – their wax, honey, pollen, royal jelly and the like – are thought to have magical powers and can be used to deliver a magic message. This spell, which has its roots in voodoo, uses honey to encourage someone to be kind to you. The spell should be done on either a waxing or a full moon.

You will need:

- A small strip of paper
- A pen
- A small, clean jar with a lid (an old baby food jar would be ideal)
- Runny honey
- One pink candle (representing affection and friendship)

Write the name of the person to whom the spell is being directed on the paper and put this in the jar. Use a honey dripper to drizzle honey into the jar (if you try to pour it in, honey has a tendency to go anywhere but where you want it to). As the jar fills, visualize the other person being kind to you as you would like him or her to be. When the jar is full, put the lid on and seal it with the molten wax from the pink candle.

Keep the jar on your altar or in a place where it will not be touched by anyone else. The energy of the spell is recharged every day by putting the jar in a sunny spot. After six months bury the jar and recast the spell if you need to, but by then, the other person should have been especially kind to you. (If you want people in general to display kindness to you, then simply write 'All Mankind' on the paper before putting it in the jar.)



## A Spell that Asks the Leaves

Again, this is more of a ritual than a spell, but one that has a long history, for trees have played a significant part in magic making probably since before Druid times. If you live near a pine forest all to the good, but any wood will do. Avoid following this ritual on a very windy day, as you will probably find that there are too many leaves vying for your attention!

You will need:

- A fallen twig
- A bolline or burin

As you make your way to the woods, form a question in your mind to which you want an answer. Find a fallen twig and gently carve the initial letters of each word of the question on it. Hold this towards the sun and say the question aloud. Now simply listen to the breeze rustling the leaves. Let the sound form a picture in your mind. Do not try to force things, imagining things you do not hear. After a minute or two, you should feel that the leaves have said all they are going to say. Bury the twig in the ground so that it returns to Mother Earth and as you walk away, an answer to your question should come to mind.





## A Spell for Cat Lovers

Those who see a black cat crossing their path as a sign of good luck coming their way, should find that this spell works well for them.

You will need:

- Two teaspoons of carrier oil
- Three drops of sandalwood essential oil
- A mixing bottle
- A picture or an ornament of a black cat
- Citrine or amber crystals
- One white altar candle
- One blue taper candle
- A bolline or burin

Put the carrier oil in the mixing bottle and add the sandalwood oil. With your hands in prayer position, roll the bottle between the palms, visualizing good luck mixing into the blend.

When you think the oil is fully charged with good fortune, put the bottle on your altar and spend a minute or two breathing deeply in and out. As you inhale, see white light enter your body and enshroud all negative energy. When you exhale, see this energy leave your body.

When you feel fully relaxed, light the white candle and, focusing on its flame, see yourself as you will be when good luck comes to you. Now, inscribe your birth number (see page 193) at the top of the blue candle before putting the candle back in its holder and rubbing some of the charged oil on the palms of your hands. See the energy you charged it with warming them, then take the blue candle, holding it horizontally in front of you, anoint it with the oil, drawing the oil from the centre towards you then turning it round and continuing in the same way.

Focusing on making your wishes come true, hold the candle in the air above the image of the black cat, rolling the candle backwards and forwards between the palms of your hands. As you do so, repeat:

*Candle's power and lucky cat,  
Please change my luck, so that  
I achieve my heart's desire,  
Powered by this magic fire.  
And let it be done, that it harm no one.*



Allow the candle to burn down or, if you have to, extinguish it with a candle snuffer or between finger and thumb. Clean your hands with the tissue and close your ritual in the way you usually do.



AND FINALLY...

## A Blessing

This simple candle spell makes an appropriate ending to a book such as this.

You will need:

- One white candle
- Blessing oil (available from specialist shops)
- A bolline or burin

Carve the name of the person to be blessed (in this example, you, the reader) on the candle and dress it with the oil. For the next seven days burn an equal part of the candle, snuffing it out after these words (or similar) have been spoken:

\*\*\*\*\*

*May nothing ever harm you.  
May love be yours to give and take.  
May nothing ever alarm you  
May wealth be yours to make.  
May your health be good and your mind be strong.  
May your friendships be the best.  
May your heart be strong and your life be long.  
Dear Reader, may you be blessed.  
And let it be done, that it harm no one.*





# THE ULTIMATE ENCYCLOPEDIA of — *Spells*

*The Ultimate Encyclopedia of Spells* delves into the rich and fascinating tradition of using spells and white magic to enhance your life, realize your desires and make your dreams come true.

The book provides a comprehensive examination of the long history of spells and gives clear explanations as to their true nature, as well as tips on the proper way they should be used. A number of spells, from healing spells to love spells, are covered in more depth, making this an easy to use practical workbook for the reader.

Emphasizing the important role of spells and white magic in self-development, *The Ultimate Encyclopedia of Spells* will prove an essential tool on the road to discovering your true nature and destiny.

ISBN 1-84193-140-3



Mind, Body, Spirit

9 781841 931401 >

U.K. £9.99

THE ULTIMATE ENCYCLOPEDIA OF *Spells*

Michael Johnstone

Capella

# THE ULTIMATE ENCYCLOPEDIA of — *Spells*

Michael Johnstone

